

SEDIBENG DISTRICT MUNICIPALITY
BUDGET PER SECTION 2010/2011

		TOTAL	41	42	43	44	45	47	48	
		GRAND TOTAL 2010/2011	Political office	MM's Office	Treasury Cluster	Corporate Cluster	TIE Cluster	SPED	Community Services Cluster	
1000000	EXPENDITURE									
1010000	EMPLOYEE/COUNCILORS RELATED COST									
1020000	EMPLOYEE SALARIES AND ALLOWANCES									
1020001	ACTING ALLOWANCE	0	0	0	0	0	0	0	0	
1020002	BASIC SALARIES	120,588,088	135,381,894	5,591,824	3,539,443	6,494,133	33,907,430	25,816,138	9,980,314	50,052,612
1020004	HOUSING SUBSIDY	1,504,415	1,522,146	60,930	8,232	76,428	325,704	291,684	117,492	641,676
1020005	INDUSTRIAL COUNCIL LEVY	37,534	37,845	855	315	1,530	11,295	7,470	1,980	14,400
1020006	LEAVE BONUS	8,451,259	9,757,441	193,458	63,318	419,555	2,541,220	2,037,376	719,355	3,783,159
1020007	OVERTIME	7,691,345	3,635,056	0	0	0	0	0	0	3,635,056
1020009	REDEMPTION OF LEAVE	0	0	0	0	0	0	0	0	0
1020010	STANDBY ALLOWANCE	1,877,921	1,809,918	0	0	0	0	0	0	1,809,918
1020011	TELEPHONE ALLOWANCE	317,539	500	0	0	0	500	0	0	0
1020012	TRANSPORT ALLOWANCE	9,365,168	9,196,130	529,144	285,136	782,234	2,899,694	1,374,255	1,980,462	1,345,204
1020013	U.I.F	1,055,146	1,097,675	44,778	10,482	45,564	276,794	221,059	61,838	437,160
1020014	PROVISION SALARY VACANCIES	2,000,000	0	0	0	0	0	0	0	0
1029990	SUB-TOTAL EMPLOYEE SALARIES & ALLOWANCES	152,888,415	162,438,605	6,420,989	3,906,926	7,819,444	39,962,637	29,747,981	12,861,442	61,719,185
1030000	EMPLOYEE SOCIAL CONTRIBUTIONS									
1030001	GROUP INSURANCE	2,261,928	2,593,398	47,366	15,196	111,686	756,694	470,103	211,358	980,997
1030002	MEDICAL FUND	8,791,062	10,391,738	256,430	108,900	441,406	2,386,274	1,928,191	545,818	4,724,719
1030003	PENSION FUND	22,817,524	26,363,806	739,488	362,828	1,208,696	6,739,730	5,327,145	1,919,420	10,066,499
1030004	MEDICAL FUND PENSIONERS	600,000	625,000	0	625,000	0	0	0	0	0
1039990	SUB-TOTAL EMPLOYEE SOCIAL CONTRIBUTIONS	34,470,514	39,973,942	1,043,284	1,111,924	1,761,787	9,882,697	7,725,439	2,676,595	15,772,215
1040000	REMUNERATION OF COUNCILORS									
1040001	ALLOWANCE COUNCILORS	5,019,485	5,121,011	5,121,011	0	0	0	0	0	0
1040002	MEDICAL FUND COUNCILORS	0	131,508	131,508	0	0	0	0	0	0
1040003	OFFICE ALLOWANCE COUNCILORS	0	0	0	0	0	0	0	0	0
1040004	PENSION FUND COUNCILORS	743,625	801,565	801,565	0	0	0	0	0	0
1040005	TELEPHONE ALLOWANCE COUNCILORS	0	323,460	323,460	0	0	0	0	0	0
1040006	TRANSPORT ALLOWANCE COUNCILORS	1,822,054	1,866,562	1,866,562	0	0	0	0	0	0
1040007	HOUSING ALLOWANCE COUNCILORS	0	0	0	0	0	0	0	0	0
1040008	SITTING ALLOWANCE	7,500	494,800	479,800	15,000	0	0	0	0	0
1049990	SUB-TOTAL REMUNERATION OF COUNCILORS	7,592,664	8,738,905	8,723,905	15,000	0	0	0	0	0
1049995	TOTAL EMPLOYEE/COUNCILORS RELATED COST	194,951,593	211,151,453	16,188,179	5,033,851	9,581,231	49,845,335	37,473,420	15,538,037	77,491,400
1050000	GENERAL EXPENDITURE									
1060000	GENERAL EXPEND - DEPARTMENTS									
1060001	AUDIT FEES	2,825,000	2,400,010	0	2,400,000	0	0	10	0	0
1060003	ADVERTISEMENTS	2,075,700	1,626,372	0	0	771,372	355,000	0	500,000	0
1060090	BAD DEBTS	0	0	0	0	0	0	0	0	0
1060100	BANK CHARGES	590,410	612,932	0	0	110,000	240,000	262,932	0	0
1060200	COLLECTION COST	0	0	0	0	0	0	0	0	0
1060201	COMPUTER SYSTEMS	1,955,800	1,440,000	0	0	0	1,440,000	0	0	0
1060204	CONTRACTED SERVICES	22,169,736	19,706,698	0	570,000	1,030,000	15,589,408	715,290	150,000	1,652,000
1060205	LOCAL MUNICIPALITIES AGENCY SERVICES	11,919,441	12,612,387	0	0	0	0	12,212,387	0	400,000
1060207	COMPUTER REQUIREMENTS	1,176,200	1,155,000	0	0	0	1,155,000	0	0	0
1060208	CONGRESSES / ATT. MEETINGS	1,231,394	1,093,971	265,000	70,000	49,090	273,465	73,166	240,750	122,500
1060209	CONSULTATION FEES	4,315,435	3,761,030	0	210,000	100,000	1,266,030	480,000	1,540,000	165,000
1060210	WORKSHOPS	6,517,339	4,639,700	1,963,250	540,000	110,000	215,200	151,250	200,000	1,460,000

**SEDIBENG DISTRICT MUNICIPALITY
BUDGET PER SECTION 2010/2011**

	TOTAL	41	42	43	44	45	47	48
	GRAND TOTAL 2010/2011	Political office	MM's Office	Treasury Cluster	Corporate Cluster	TIE Cluster	SPED	Community Services Cluster
BUDGET 2009/10								
1060303 DONATIONS/GRANTS COUNCIL	600,000	600,000	0	600,000	0	0	0	0
1060304 DISASTER RECOVERY	0	410,000	0	0	0	360,000	0	50,000
1060305 DATA ACCOUNT	370,000	281,000	0	0	0	281,000	0	0
1060400 ELECTRICITY	3,330,000	4,188,650	0	0	0	4,046,250	0	142,400
1060401 ENTERTAINMENT - EXTERNAL	372,371	372,500	337,000	23,000	2,500	2,500	2,500	2,500
1060402 OFFICE REFRESHMENTS	529,316	599,368	169,040	27,600	22,800	116,050	57,120	84,450
1060403 CATERING	2,701,734	1,231,575	510,000	66,875	10,800	141,500	100,000	200,000
1060404 INTERNAL BURSARIES	0	0	0	0	0	0	0	0
1060405 EXTERNAL BURSARIES	1,015,000	600,000	0	0	0	0	0	600,000
1060601 GENERAL EXPENSES FROM GRANTS	1,750,000	253,540	0	0	253,540	0	0	0
1060701 IDP EXPENSES	0	0	0	0	0	0	0	0
1060702 INTERGOVERNMENTAL RELATIONS	0	0	0	0	0	0	0	0
1061101 LEGAL CHARGES	1,780,000	1,800,000	0	0	0	1,800,000	0	0
1061102 LICENSE FEES	4,068,358	3,786,100	0	0	0	3,737,000	4,500	10,000
1061104 LOSS ON THE SALE OF ASSETS	0	0	0	0	0	0	0	0
1061106 LAUNDRY CHARGES	0	0	0	0	0	0	0	0
1061201 MARKETING/PROMOTION/ADVERTISEMENTS	2,375,670	2,500,000	0	0	0	0	2,500,000	0
1061203 MEMBERSHIP FEES	1,072,876	1,336,914	30,000	0	1,279,506	16,000	0	11,408
1061204 MAYORAL ALLOWANCES GENERAL	0	0	0	0	0	0	0	0
1061501 PERIODICALS/REFERENCE BOOK/MAGAZINES	355,231	270,300	102,400	18,000	15,600	70,000	20,560	18,000
1061502 POSTAGE	38,500	25,000	0	0	0	24,000	0	0
1061507 PUBLICITY	0	0	0	0	0	0	0	0
1061508 PUBLIC PARTICIPATION	270,000	260,000	260,000	0	0	0	0	0
1061701 RENTAL	5,645,057	6,112,120	182,800	0	21,600	4,433,220	1,082,000	20,000
1061705 REFUSE REMOVAL	0	0	0	0	0	0	0	0
1061799 STATIONERY	1,600,985	1,580,256	182,500	18,000	88,401	355,500	664,430	122,000
1061800 PRINTING AND BINDING	1,542,845	1,677,426	51,000	52,000	90,500	258,976	592,950	480,000
1061801 STOCK AND MATERIALS	1,114,891	1,116,960	83,000	13,500	9,100	662,638	44,222	12,000
1061802 SPECIAL PROJECTS	0	0	0	0	0	0	0	0
1061805 SEWERAGE BASIC	0	0	0	0	0	0	0	0
1061806 SUBSISTENCE & TRAVEL	2,776,656	2,513,787	790,000	140,000	106,000	498,750	137,085	476,252

SEDIBENG DISTRICT MUNICIPALITY
BUDGET PER SECTION 2010/2011

		TOTAL	41	42	43	44	45	47	48	
		GRAND TOTAL 2010/2011	Political office	MM's Office	Treasury Cluster	Corporate Cluster	TIE Cluster	SPED	Community Services Cluster	
	BUDGET 2009/10									
1061899	TELEPHONE - OFFICE	2,149,141	2,268,120	0	0	0	1,581,120	0	687,000	
1061900	TELEPHONE - CELL PHONES	1,911,195	2,124,786	261,720	119,412	71,160	565,200	223,824	311,870	
1061902	TRAINING	2,969,380	2,926,460	240,000	25,000	0	1,091,660	454,000	323,000	
1061903	TRANSPORT - FUEL AND OIL	700,000	800,000	0	0	0	800,000	0	0	
1061904	AVIATION FUEL	450,000	500,000	0	0	0	500,000	0	0	
1062001	UNIFORMS	1,029,771	948,100	0	0	0	201,000	49,100	0	
1062003	CAMPAIGNS	1,108,000	550,000	550,000	0	0	0	0	0	
1062009	OR TAMBO GAMES	1,270,000	100,000	0	0	0	0	0	100,000	
1062010	2010 PROJECT	12,000,000	2,500,000	0	0	0	0	0	2,500,000	
1062201	WATER	0	0	0	0	0	0	0	0	
1066990	SUB-TOTAL GENERAL EXPENDITURE-DEPARTMENT	111,673,432	93,281,061	5,977,710	4,893,387	4,141,969	42,076,467	17,327,326	7,190,822	11,673,381
1080000	GENERAL EXPEND - FIN SERVICES		0							
1088020	CASUALTY CONTRIBUTION	820,123	943,142	0	0	943,142	0	0	0	
1088080	INSURANCE - PREMIUM	2,050,000	1,835,380	0	0	1,425,380	0	0	410,000	
1088081	INSURANCE - EXCESS PAYMENTS	751,555	780,000	0	0	130,000	0	0	650,000	
1088082	INSURANCE - PORTION OF SELF INSURANCE	0	0	0	0	0	0	0	0	
1088083	INTEREST EXTERNAL BORROWINGS	1,200	0	0	0	0	0	0	0	
1088084	GRANTS & SUBSIDIES PAID	1,500,000	0	0	0	0	0	0	0	
1088085	REDEMPTION - EXTERNAL BORROWINGS	0	0	0	0	0	0	0	0	
1088110	LOSS ON THE SALE OF ASSETS	0	0	0	0	0	0	0	0	
1088180	SKILLS DEVELOPMENT LEVY	1,486,600	1,541,040	0	0	1,541,040	0	0	0	
1088990	SUB-TOTAL GENERAL EXPENDITURE - FIN SERV	6,609,478	5,099,562	0	0	4,039,562	0	0	1,060,000	
1089995	TOTAL GENERAL EXPENDITURE	118,282,910	98,380,623	5,977,710	4,893,387	8,181,531	42,076,467	17,327,326	7,190,822	12,733,381
1100000	REPAIR AND MAINTENANCE									
1101200	MAINT - BUILDINGS FENCES & SITES	4,600,000	3,564,000	0	0	0	3,564,000	0	0	
1101201	MAINT - NETWORK / INFRASTRUCTURE	1,700,000	650,000	0	0	0	550,000	0	100,000	
1101203	MAINT - PLANT EQUIPMENT & FURNITURE	1,409,600	1,395,830	0	0	0	1,288,330	12,500	95,000	
1101204	MAINT - VEHICLES	300,000	452,300	0	0	0	450,000	0	2,300	
1109995	TOTAL REPAIR AND MAINTENANCE	8,009,600	6,062,130	0	0	0	5,852,330	12,500	197,300	
1120000	DEPRECIATION									
1120300	DEPRECIATION	6,668,898	7,069,032	0	0	7,069,032	0	0	0	
1129990	TOTAL DEPRECIATION	6,668,898	7,069,032	0	0	7,069,032	0	0	0	
1130000	CONTRIBUTIONS TO PROVISIONS									
1130200	CONTR - PROVISION FOR BAD DEBTS	450,000	0	0	0	0	0	0	0	
1130201	CONTR - PROVISION FOR LEAVE	2,500,000	2,600,000	0	0	2,600,000	0	0	0	
1139995	SUB-TOTAL CONTRIBUTIONS TO PROVISIONS	2,950,000	2,600,000	0	0	2,600,000	0	0	0	
1199998	TOTAL EXPENDITURE	330,863,001	325,263,238	22,165,889	9,927,238	27,431,794	97,774,131	54,813,246	22,728,859	90,422,081
2200000	OPERATING INCOME GENERATED									
2230000	TARIFF CHARGES OTHER									
2231202	MARKET INCOME	-9,150,000	-9,150,000	0	0	0	-9,150,000	0	0	
2231900	TECHNORAMA SHOW SALES	-25,000	-31,680	0	0	0	0	0	-31,680	
2239995	SUB-TOTAL TARIFF CHARGES LEVIED	-9,175,000	-9,181,680	0	0	0	-9,150,000	0	-31,680	
2240000	GOVERNMENT GRANTS AND SUBSIDIES									
2240001	AMBULANCE SUBSIDIES	-31,120,000	-33,970,000	0	0	0	0	0	-33,970,000	
2240002	HEALTH SUBSIDIES	0	0	0	0	0	0	0	0	

SEDIBENG DISTRICT MUNICIPALITY
BUDGET PER SECTION 2010/2011

			TOTAL	41	42	43	44	45	47	48
	BUDGET 2009/10	GRAND TOTAL 2010/2011	Political office	MM's Office	Treasury Cluster	Corporate Cluster	TIE Cluster	SPED	Community Services Cluster	
2240400	EQUITABLE SHARE	-201,583,000	-213,221,000	0	0	0	-213,221,000	0	0	0
2240500	SUPPORT GRANTS RECEIVED	-40,109,725	-51,750,000	0	0	0	-1,750,000	0	0	-50,000,000
2249995	SUB-TOTAL GOVERN GRANTS & SUBSIDIES	-272,812,725	-298,941,000	0	0	0	-214,971,000	0	0	-50,000,000
2260000	INTEREST									
2260806	INTEREST ON ARREARS - OTHER	0	0	0	0	0	0	0	0	0
2260807	INTEREST ON MOTORCAR LOANS	0	0	0	0	0	0	0	0	0
2260808	INTEREST ON INVESTMENTS	-13,000,000	-13,020,000	0	0	-13,020,000	0	0	0	0
2260810	INTEREST ON RSC LEVIES	-141	0	0	0	0	0	0	0	0
2269995	SUB-TOTAL INTEREST	-13,000,141	-13,020,000	0	0	-13,020,000	0	0	0	0
2270000	RENT FACILITIES AND EQUIPMENT									
2271701	RENTAL MUNICIPAL PROPERTIES	-434,500	-573,636	0	0	0	-455,436	0	0	-118,200
2271702	RENTAL CUTLERY	-13,000	-10,200	0	0	0	-10,200	0	0	0
2271703	RENTAL SOUND EQUIPMENT	-1,000	-2,244	0	0	0	-2,244	0	0	0
2271704	RENTAL CITY HALL CAR PARKING	-110,000	-119,496	0	0	0	-119,496	0	0	0
2279995	SUB-TOTAL RENT FACILITIES & EQUIP	-558,500	-705,576	0	0	0	-587,376	0	0	-118,200
2280000	LICENSES AND PERMITS									
2280001	LICENSES & PERMIT INCOME	-38,000,000	-41,999,996	0	0	0	0	-41,999,996	0	0
2280002	RD CHEQUES / REDEPOSITS	0	0	0	0	0	0	0	0	0
2280003	SURPLUS CASH - LICENSING	0	0	0	0	0	0	0	0	0
2280004	OVER / UNDER BANKINGS	0	0	0	0	0	0	0	0	0
2289995	SUB-TOTAL LICENSES AND PERMITS	-38,000,000	-41,999,996	0	0	0	0	-41,999,996	0	0
2300000	OTHER INCOME									
2300001	AMBULANCE FEES	-600,000	-600,000	0	0	0	0	0	0	-600,000
2300002	AIRFIELD FUEL	-469,326	-504,000	0	0	0	-504,000	0	0	0
2300003	AIRFIELD LANDING FEES	0	0	0	0	0	0	0	0	0
2300204	COMMISSION ON SALARY DEDUCTIONS	-110,000	-117,600	0	0	-117,600	0	0	0	0
2300800	IT CHARGES MIDVAAL	-1,122,577	-839,376	0	0	0	-839,376	0	0	0
2300801	IT CHARGES EMFULENI	-4,320,031	-4,947,630	0	0	0	-4,947,630	0	0	0
2300802	INFLAMMABLE LIQUIDS	0	0	0	0	0	0	0	0	0
2300803	INTERNAL TRANSFERS	0	0	0	0	0	0	0	0	0
2301503	PROFIT SALE OF ASSETS	-200,000	-160,000	0	0	-160,000	0	0	0	0
2301802	SUNDRIES / UNALLOCATED INCOME	-150,000	-72,000	0	0	0	-72,000	0	0	0
2301803	SKILLS LEVY INCOME	-1,900,000	-1,900,000	0	0	0	-1,900,000	0	0	0
2301900	TELEPHONE INCOME	-1,000	-60,000	0	0	0	-54,000	-6,000	0	0
2301901	TENDER INCOME	-150,000	-168,000	0	0	-168,000	0	0	0	0
2309995	SUB-TOTAL OTHER INCOME	-9,022,934	-9,368,606	0	0	-445,600	-8,317,006	-6,000	0	-600,000
2359997	SUB-TOTAL OPERATING INC GENERATED	-342,569,300	-373,216,858	0	0	-228,436,600	-18,054,382	-42,005,996	-50,000,000	-34,719,880
2379995	TOTAL DIRECT OPERATING INC GENERATED	-342,569,300	-373,216,858	0	0	-228,436,600	-18,054,382	-42,005,996	-50,000,000	-34,719,880
2459998	TOTAL OPERATING INCOME	-342,569,300	-373,216,858	0	0	-228,436,600	-18,054,382	-42,005,996	-50,000,000	-34,719,880
3010000	OPERATING SURPLUS / DEFICIT									
3010001	TOTAL EXPENDITURE	330,863,001	325,263,238	22,165,889	9,927,238	27,431,794	97,774,131	54,813,246	22,728,859	90,422,081
3010002	TOTAL OPERATING INCOME	-308,209,575.00	-323,216,858	0	0	-228,436,600	-18,054,382	-42,005,996	0	-34,719,880
	Less: Capital Grant Income	-34,359,725	-50,000,000	0	0	0	0	0	-50,000,000	0
3019995	TOTAL OPERATING SURPLUS / (DEFICIT)	22,653,426	2,046,380	22,165,889	9,927,238	-201,004,806	79,719,749	12,807,250	22,728,859	55,702,201
4030000	NEW CAPITAL									

**SEDIBENG DISTRICT MUNICIPALITY
BUDGET PER SECTION 2010/2011**

		TOTAL	41	42	43	44	45	47	48	
		GRAND TOTAL 2010/2011	Political office	MM's Office	Treasury Cluster	Corporate Cluster	TIE Cluster	SPED	Community Services Cluster	
	BUDGET 2009/10									
4030001	FURNITURE AND EQUIPMENT	6,352,674	4,630,600	425,000	170,000	0	2,340,500	258,100	170,000	1,267,000
4030002	COMPUTERS AND PRINTERS	5,167,810	5,466,000	578,000	80,000	31,500	4,097,000	180,500	131,000	368,000
4030003	VEHICLES	1,585,000	5,725,800	0	0	0	5,200,000	525,800	0	0
4030004	CAPITAL PROJECTS	94,548,848	97,590,000	150,000	0	0	11,840,000	21,800,000	55,000,000	8,800,000
4030005	NETWORKS	1,000,000	7,100,000	0	0	0	7,000,000	0	0	100,000
4039995	TOTAL NEW CAPITAL	108,654,332	120,512,400	1,153,000	250,000	31,500	30,477,500	22,764,400	55,301,000	10,535,000
4030000	RENEWAL OF EXISTING CAPITAL									
4031001	FURNITURE AND EQUIPMENT		110,000	0	90,000	0	0	0	0	20,000
4031002	COMPUTERS AND PRINTERS		1,449,000	0	4,000	0	1,375,000	0	70,000	0
4031003	VEHICLES		470,000	0	0	120,000	0	0	0	350,000
4031004	CAPITAL PROJECTS		19,000,000	0	0	5,000,000	0	0	0	14,000,000
4031005	NETWORKS		0	0	0	0	0	0	0	0
4039995	TOTAL RENEWAL OF EXISTING CAPITAL	0	21,029,000	0	94,000	5,120,000	1,375,000	0	70,000	14,370,000
4039995	TOTAL CAPITAL	108,654,332	141,541,400	1,153,000	344,000	5,151,500	31,852,500	22,764,400	55,371,000	24,905,000

SEDIBENG DISTRICT MUNICIPALITY
BUDGET PER SECTION 2010/2011

	410101	410201	410202	410301	410302	410303	410304	410305	410306	410307	410308
	MAYOR ADMINISTRATION	SPEAKER ADMINISTRATION	SPEAKER PROJECTS	MMC FOR FINANCE	MMC FOR SRAC & HERITAGE	MMC FOR TRANSPORT & INFRASTRUCTUR E	MMC FOR DEVELOPMENT PLANNING, HOUSING	MMC FOR HEALTH, SOCIAL & PUBLIC SAFETY	MMC FOR CORPORATE SERVICES	MMC FOR ENVIRONMENT	MMC FOR STRATEGIC PLANNING & ECONOMIC DEV
1000000 EXPENDITURE											
1010000 EMPLOYEE/COUNCILORS RELATED COST											
1020000 EMPLOYEE SALARIES AND ALLOWANCES											
1020001 ACTING ALLOWANCE	0	0	0	0	0	0	0	0	0	0	0
1020002 BASIC SALARIES	2,809,846	1,762,825	0	0	0	0	0	0	0	0	0
1020004 HOUSING SUBSIDY	0	14,452	0	0	0	0	0	38,246	0	0	0
1020005 INDUSTRIAL COUNCIL LEVY	405	270	0	0	0	0	0	0	0	0	0
1020006 LEAVE BONUS	78,909	69,259	0	0	0	0	0	0	0	0	0
1020007 OVERTIME	0	0	0	0	0	0	0	0	0	0	0
1020009 REDEMPTION OF LEAVE	0	0	0	0	0	0	0	0	0	0	0
1020010 STANDBY ALLOWANCE	0	0	0	0	0	0	0	0	0	0	0
1020011 TELEPHONE ALLOWANCE	0	0	0	0	0	0	0	0	0	0	0
1020012 TRANSPORT ALLOWANCE	291,585	155,240	0	0	0	0	0	0	0	0	0
1020013 U.I.F	14,895	10,478	0	1,497	1,497	1,497	1,497	1,497	1,497	1,497	1,497
1020014 PROVISION SALARY VACANCIES	0	0	0	0	0	0	0	0	0	0	0
1029990 SUB-TOTAL EMPLOYEE SALARIES & ALLOWANCES	3,195,639	2,012,523	0	1,497	1,497	1,497	1,497	39,743	1,497	1,497	1,497
1030000 EMPLOYEE SOCIAL CONTRIBUTIONS											
1030001 GROUP INSURANCE	19,301	17,112	0	0	0	0	0	0	0	0	0
1030002 MEDICAL FUND	113,702	99,694	0	0	0	0	0	0	0	0	0
1030003 PENSION FUND	335,000	192,650	0	0	0	0	0	0	0	0	0
1030004 MEDICAL FUND PENSIONERS	0	0	0	0	0	0	0	0	0	0	0
1039990 SUB-TOTAL EMPLOYEE SOCIAL CONTRIBUTIONS	468,003	309,455	0	0	0	0	0	0	0	0	0
1040000 REMUNERATION OF COUNCILORS											
1040001 ALLOWANCE COUNCILORS	460,417	365,330	0	346,340	356,583	216,681	356,583	308,299	342,627	356,583	231,707
1040002 MEDICAL FUND COUNCILORS	17,280	17,280	0	11,779	0	17,280	0	17,280	16,049	0	0
1040003 OFFICE ALLOWANCE COUNCILORS	0	0	0	0	0	0	0	0	0	0	0
1040004 PENSION FUND COUNCILORS	69,063	54,800	0	51,951	53,487	51,234	53,487	46,245	51,394	53,487	53,487
1040005 TELEPHONE ALLOWANCE COUNCILORS	34,248	29,700	0	17,100	17,100	6,432	17,100	17,100	17,100	17,100	17,100
1040006 TRANSPORT ALLOWANCE COUNCILORS	168,753	135,002	0	126,564	126,564	84,939	126,564	126,564	126,564	126,564	84,939
1040007 HOUSING ALLOWANCE COUNCILORS	0	0	0	0	0	0	0	0	0	0	0
1040008 SITTING ALLOWANCE	0	0	0	0	0	0	0	0	0	0	0
1049990 SUB-TOTAL REMUNERATION OF COUNCILORS	749,761	602,112	0	553,734	553,734	376,565	553,734	515,488	553,734	553,734	387,233
1049995 TOTAL EMPLOYEE/COUNCILORS RELATED COST	4,413,404	2,924,090	0	555,231	555,231	378,062	555,231	555,231	555,231	555,231	388,730
1050000 GENERAL EXPENDITURE											
1060000 GENERAL EXPEND - DEPARTMENTS											
1060001 AUDIT FEES	0	0	0	0	0	0	0	0	0	0	0
1060003 ADVERTISEMENTS	0	0	0	0	0	0	0	0	0	0	0
1060090 BAD DEBTS	0	0	0	0	0	0	0	0	0	0	0
1060100 BANK CHARGES	0	0	0	0	0	0	0	0	0	0	0
1060200 COLLECTION COST	0	0	0	0	0	0	0	0	0	0	0
1060201 COMPUTER SYSTEMS	0	0	0	0	0	0	0	0	0	0	0
1060204 CONTRACTED SERVICES	0	0	0	0	0	0	0	0	0	0	0
1060205 LOCAL MUNICIPALITIES AGENCY SERVICES	0	0	0	0	0	0	0	0	0	0	0
1060207 COMPUTER REQUIREMENTS	0	0	0	0	0	0	0	0	0	0	0
1060208 CONGRESSES / ATT. MEETINGS	120,000	50,000	0	10,000	10,000	10,000	10,000	10,000	10,000	10,000	10,000
1060209 CONSULTATION FEES	0	0	0	0	0	0	0	0	0	0	0
1060210 WORKSHOPS	728,750	291,500	194,000	0	0	0	0	0	0	0	0

**SEDIBENG DISTRICT MUNICIPALITY
BUDGET PER SECTION 2010/2011**

	410101	410201	410202	410301	410302	410303	410304	410305	410306	410307	410308
	MAYOR ADMINISTRATION	SPEAKER ADMINISTRATION	SPEAKER PROJECTS	MMC FOR FINANCE	MMC FOR SRAC & HERITAGE	MMC FOR TRANSPORT & INFRASTRUCTUR E	MMC FOR DEVELOPMENT PLANNING, HOUSING	MMC FOR HEALTH, SOCIAL & PUBLIC SAFETY	MMC FOR CORPORATE SERVICES	MMC FOR ENVIRONMENT	MMC FOR STRATEGIC PLANNING & ECONOMIC DEV
1060303 DONATIONS/GRANTS COUNCIL	0	0	0	0	0	0	0	0	0	0	0
1060304 DISASTER RECOVERY	0	0	0	0	0	0	0	0	0	0	0
1060305 DATA ACCOUNT	0	0	0	0	0	0	0	0	0	0	0
1060400 ELECTRICITY	0	0	0	0	0	0	0	0	0	0	0
1060401 ENTERTAINMENT - EXTERNAL	240,000	55,000	0	4,000	4,000	4,000	4,000	4,000	4,000	4,000	4,000
1060402 OFFICE REFRESHMENTS	54,000	30,000	0	10,000	10,000	10,000	10,000	10,000	10,000	10,000	10,000
1060403 CATERING	210,000	100,000	180,000	0	0	0	0	0	0	0	0
1060404 INTERNAL BURSARIES	0	0	0	0	0	0	0	0	0	0	0
1060405 EXTERNAL BURSARIES	0	0	0	0	0	0	0	0	0	0	0
1060601 GENERAL EXPENSES FROM GRANTS	0	0	0	0	0	0	0	0	0	0	0
1060701 IDP EXPENSES	0	0	0	0	0	0	0	0	0	0	0
1060702 INTERGOVERNMENTAL RELATIONS	0	0	0	0	0	0	0	0	0	0	0
1061101 LEGAL CHARGES	0	0	0	0	0	0	0	0	0	0	0
1061102 LICENSE FEES	0	0	0	0	0	0	0	0	0	0	0
1061104 LOSS ON THE SALE OF ASSETS	0	0	0	0	0	0	0	0	0	0	0
1061106 LAUNDRY CHARGES	0	0	0	0	0	0	0	0	0	0	0
1061201 MARKETING/PROMOTION/ADVERTISEMENTS	0	0	0	0	0	0	0	0	0	0	0
1061203 MEMBERSHIP FEES	0	30,000	0	0	0	0	0	0	0	0	0
1061204 MAYORAL ALLOWANCES GENERAL	0	0	0	0	0	0	0	0	0	0	0
1061501 PERIODICALS/REFERENCE BOOK/MAGAZINES	60,000	20,000	0	1,000	1,000	1,000	1,000	1,000	1,000	1,000	1,000
1061502 POSTAGE	0	0	0	0	0	0	0	0	0	0	0
1061507 PUBLICITY	0	0	0	0	0	0	0	0	0	0	0
1061508 PUBLIC PARTICIPATION	0	0	260,000	0	0	0	0	0	0	0	0
1061701 RENTAL	0	70,800	40,000	0	0	0	0	0	0	0	0
1061705 REFUSE REMOVAL	0	0	0	0	0	0	0	0	0	0	0
1061799 STATIONERY	42,000	90,000	0	5,000	5,000	5,000	5,000	5,000	5,000	5,000	5,000
1061800 PRINTING AND BINDING	0	0	0	2,000	2,000	2,000	2,000	2,000	2,000	2,000	2,000
1061801 STOCK AND MATERIALS	42,000	35,000	0	0	0	0	0	0	0	0	0
1061802 SPECIAL PROJECTS	0	0	0	0	0	0	0	0	0	0	0
1061805 SEWERAGE BASIC	0	0	0	0	0	0	0	0	0	0	0
1061806 SUBSISTENCE & TRAVEL	270,000	100,000	0	40,000	40,000	40,000	40,000	40,000	40,000	40,000	40,000

SEDIBENG DISTRICT MUNICIPALITY
BUDGET PER SECTION 2010/2011

	410101	410201	410202	410301	410302	410303	410304	410305	410306	410307	410308
	MAYOR ADMINISTRATION	SPEAKER ADMINISTRATION	SPEAKER PROJECTS	MMC FOR FINANCE	MMC FOR SRAC & HERITAGE	MMC FOR TRANSPORT & INFRASTRUCTUR E	MMC FOR DEVELOPMENT PLANNING, HOUSING	MMC FOR HEALTH, SOCIAL & PUBLIC SAFETY	MMC FOR CORPORATE SERVICES	MMC FOR ENVIRONMENT	MMC FOR STRATEGIC PLANNING & ECONOMIC DEV
1061899 TELEPHONE - OFFICE	0	0	0	0	0	0	0	0	0	0	0
1061900 TELEPHONE - CELL PHONES	105,960	60,000	0	4,200	5,280	4,200	4,200	5,280	4,200	4,200	4,200
1061902 TRAINING	80,000	60,000	80,000	0	0	0	0	0	0	0	0
1061903 TRANSPORT - FUEL AND OIL	0	0	0	0	0	0	0	0	0	0	0
1061904 AVIATION FUEL	0	0	0	0	0	0	0	0	0	0	0
1062001 UNIFORMS	0	0	0	0	0	0	0	0	0	0	0
1062003 CAMPAIGNS	0	0	550,000	0	0	0	0	0	0	0	0
1062009 OR TAMBO GAMES	0	0	0	0	0	0	0	0	0	0	0
1062010 2010 PROJECT	0	0	0	0	0	0	0	0	0	0	0
1062201 WATER	0	0	0	0	0	0	0	0	0	0	0
1066990 SUB-TOTAL GENERAL EXPENDITURE-DEPARTMENT	1,952,710	992,300	1,304,000	76,200	77,280	76,200	76,200	77,280	76,200	76,200	76,200
1080000 GENERAL EXPEND - FIN SERVICES											
1088020 CASUALTY CONTRIBUTION	0	0	0	0	0	0	0	0	0	0	0
1088080 INSURANCE - PREMIUM	0	0	0	0	0	0	0	0	0	0	0
1088081 INSURANCE - EXCESS PAYMENTS	0	0	0	0	0	0	0	0	0	0	0
1088082 INSURANCE - PORTION OF SELF INSURANCE	0	0	0	0	0	0	0	0	0	0	0
1088083 INTEREST EXTERNAL BORROWINGS	0	0	0	0	0	0	0	0	0	0	0
1088084 GRANTS & SUBSIDIES PAID	0	0	0	0	0	0	0	0	0	0	0
1088085 REDEMPTION - EXTERNAL BORROWINGS	0	0	0	0	0	0	0	0	0	0	0
1088110 LOSS ON THE SALE OF ASSETS	0	0	0	0	0	0	0	0	0	0	0
1088180 SKILLS DEVELOPMENT LEVY	0	0	0	0	0	0	0	0	0	0	0
1088990 SUB-TOTAL GENERAL EXPENDITURE - FIN SERV	0	0	0	0	0	0	0	0	0	0	0
1089995 TOTAL GENERAL EXPENDITURE	1,952,710	992,300	1,304,000	76,200	77,280	76,200	76,200	77,280	76,200	76,200	76,200
1100000 REPAIR AND MAINTENANCE											
1101200 MAINT - BUILDINGS FENCES & SITES	0	0	0	0	0	0	0	0	0	0	0
1101201 MAINT - NETWORK / INFRASTRUCTURE	0	0	0	0	0	0	0	0	0	0	0
1101203 MAINT - PLANT EQUIPMENT & FURNITURE	0	0	0	0	0	0	0	0	0	0	0
1101204 MAINT - VEHICLES	0	0	0	0	0	0	0	0	0	0	0
1109995 TOTAL REPAIR AND MAINTENANCE	0	0	0	0	0	0	0	0	0	0	0
1120000 DEPRECIATION											
1120300 DEPRECIATION	0	0	0	0	0	0	0	0	0	0	0
1129990 TOTAL DEPRECIATION	0	0	0	0	0	0	0	0	0	0	0
1130000 CONTRIBUTIONS TO PROVISIONS											
1130200 CONTR - PROVISION FOR BAD DEBTS	0	0	0	0	0	0	0	0	0	0	0
1130201 CONTR - PROVISION FOR LEAVE	0	0	0	0	0	0	0	0	0	0	0
1139995 SUB-TOTAL CONTRIBUTIONS TO PROVISIONS	0	0	0	0	0	0	0	0	0	0	0
1199998 TOTAL EXPENDITURE	6,366,114	3,916,390	1,304,000	631,431	632,511	454,262	631,431	632,511	631,431	631,431	464,930
2200000 OPERATING INCOME GENERATED											
2230000 TARIFF CHARGES OTHER											
2231202 MARKET INCOME	0	0	0	0	0	0	0	0	0	0	0
2231900 TECHNORAMA SHOW SALES	0	0	0	0	0	0	0	0	0	0	0
2239995 SUB-TOTAL TARIFF CHARGES LEVIED	0	0	0	0	0	0	0	0	0	0	0
2240000 GOVERNMENT GRANTS AND SUBSIDIES											
2240001 AMBULANCE SUBSIDIES	0	0	0	0	0	0	0	0	0	0	0
2240002 HEALTH SUBSIDIES	0	0	0	0	0	0	0	0	0	0	0

SEDIBENG DISTRICT MUNICIPALITY
BUDGET PER SECTION 2010/2011

	410101	410201	410202	410301	410302	410303	410304	410305	410306	410307	410308
	MAYOR ADMINISTRATION	SPEAKER ADMINISTRATION	SPEAKER PROJECTS	MMC FOR FINANCE	MMC FOR SRAC & HERITAGE	MMC FOR TRANSPORT & INFRASTRUCTUR E	MMC FOR DEVELOPMENT PLANNING, HOUSING	MMC FOR HEALTH, SOCIAL & PUBLIC SAFETY	MMC FOR CORPORATE SERVICES	MMC FOR ENVIRONMENT	MMC FOR STRATEGIC PLANNING & ECONOMIC DEV
2240400	EQUITABLE SHARE										
2240500	SUPPORT GRANTS RECEIVED	0	0	0	0	0	0	0	0	0	0
2249995	SUB-TOTAL GOVERN GRANTS & SUBSIDIES	0	0	0	0	0	0	0	0	0	0
2260000	INTEREST										
2260806	INTEREST ON ARREARS - OTHER	0	0	0	0	0	0	0	0	0	0
2260807	INTEREST ON MOTORCAR LOANS	0	0	0	0	0	0	0	0	0	0
2260808	INTEREST ON INVESTMENTS	0	0	0	0	0	0	0	0	0	0
2260810	INTEREST ON RSC LEVIES	0	0	0	0	0	0	0	0	0	0
2269995	SUB-TOTAL INTEREST	0	0	0	0	0	0	0	0	0	0
2270000	RENT FACILITIES AND EQUIPMENT										
2271701	RENTAL MUNICIPAL PROPERTIES	0	0	0	0	0	0	0	0	0	0
2271702	RENTAL CUTLERY	0	0	0	0	0	0	0	0	0	0
2271703	RENTAL SOUND EQUIPMENT	0	0	0	0	0	0	0	0	0	0
2271704	RENTAL CITY HALL CAR PARKING	0	0	0	0	0	0	0	0	0	0
2279995	SUB-TOTAL RENT FACILITIES & EQUIP	0	0	0	0	0	0	0	0	0	0
2280000	LICENSES AND PERMITS										
2280001	LICENSES & PERMIT INCOME	0	0	0	0	0	0	0	0	0	0
2280002	RD CHEQUES / REDEPOSITS	0	0	0	0	0	0	0	0	0	0
2280003	SURPLUS CASH - LICENSING	0	0	0	0	0	0	0	0	0	0
2280004	OVER / UNDER BANKINGS	0	0	0	0	0	0	0	0	0	0
2289995	SUB-TOTAL LICENSES AND PERMITS	0	0	0	0	0	0	0	0	0	0
2300000	OTHER INCOME										
2300001	AMBULANCE FEES	0	0	0	0	0	0	0	0	0	0
2300002	AIRFIELD FUEL	0	0	0	0	0	0	0	0	0	0
2300003	AIRFIELD LANDING FEES	0	0	0	0	0	0	0	0	0	0
2300204	COMMISSION ON SALARY DEDUCTIONS	0	0	0	0	0	0	0	0	0	0
2300800	IT CHARGES MIDVAAL	0	0	0	0	0	0	0	0	0	0
2300801	IT CHARGES EMFULENI	0	0	0	0	0	0	0	0	0	0
2300802	INFLAMMABLE LIQUIDS	0	0	0	0	0	0	0	0	0	0
2300803	INTERNAL TRANSFERS	0	0	0	0	0	0	0	0	0	0
2301503	PROFIT SALE OF ASSETS	0	0	0	0	0	0	0	0	0	0
2301802	SUNDRIES / UNALLOCATED INCOME	0	0	0	0	0	0	0	0	0	0
2301803	SKILLS LEVY INCOME	0	0	0	0	0	0	0	0	0	0
2301900	TELEPHONE INCOME	0	0	0	0	0	0	0	0	0	0
2301901	TENDER INCOME	0	0	0	0	0	0	0	0	0	0
2309995	SUB-TOTAL OTHER INCOME	0	0	0	0	0	0	0	0	0	0
2359997	SUB-TOTAL OPERATING INC GENERATED	0	0	0	0	0	0	0	0	0	0
2379995	TOTAL DIRECT OPERATING INC GENERATED	0	0	0	0	0	0	0	0	0	0
2459998	TOTAL OPERATING INCOME	0	0	0	0	0	0	0	0	0	0
3010000	OPERATING SURPLUS / DEFICIT										
3010001	TOTAL EXPENDITURE	6,366,114	3,916,390	1,304,000	631,431	632,511	454,262	631,431	632,511	631,431	631,431
3010002	TOTAL OPERATING INCOME	0	0	0	0	0	0	0	0	0	0
	Less: Capital Grant Income										
3019995	TOTAL OPERATING SURPLUS / (DEFICIT)	6,366,114	3,916,390	1,304,000	631,431	632,511	454,262	631,431	632,511	631,431	631,431
4030000	NEW CAPITAL										

**SEDIBENG DISTRICT MUNICIPALITY
BUDGET PER SECTION 2010/2011**

		410101	410201	410202	410301	410302	410303	410304	410305	410306	410307	410308
		MAYOR ADMINISTRATION	SPEAKER ADMINISTRATION	SPEAKER PROJECTS	MMC FOR FINANCE	MMC FOR SRAC & HERITAGE	MMC FOR TRANSPORT & INFRASTRUCTUR E	MMC FOR DEVELOPMENT PLANNING, HOUSING	MMC FOR HEALTH, SOCIAL & PUBLIC SAFETY	MMC FOR CORPORATE SERVICES	MMC FOR ENVIRONMENT	MMC FOR STRATEGIC PLANNING & ECONOMIC DEV
4030001	FURNITURE AND EQUIPMENT	30,000	0	255,000	0	40,000	0	0	0	0	0	0
4030002	COMPUTERS AND PRINTERS	26,000	0	492,000	0	15,000	0	0	0	0	0	0
4030003	VEHICLES	0	0	0	0	0	0	0	0	0	0	0
4030004	CAPITAL PROJECTS	0	0	150,000	0	0	0	0	0	0	0	0
4030005	NETWORKS	0	0	0	0	0	0	0	0	0	0	0
4039995	TOTAL NEW CAPITAL	56,000	0	897,000	0	55,000	0	0	0	0	0	0
4030000	RENEWAL OF EXISTING CAPITAL											
4031001	FURNITURE AND EQUIPMENT	0	0	0	0	0	0	0	0	0	0	0
4031002	COMPUTERS AND PRINTERS	0	0	0	0	0	0	0	0	0	0	0
4031003	VEHICLES	0	0	0	0	0	0	0	0	0	0	0
4031004	CAPITAL PROJECTS	0	0	0	0	0	0	0	0	0	0	0
4031005	NETWORKS	0	0	0	0	0	0	0	0	0	0	0
4039995	TOTAL RENEWAL OF EXISTING CAPITAL	0	0	0	0	0	0	0	0	0	0	0
4039995	TOTAL CAPITAL	56,000	0	897,000	0	55,000	0	0	0	0	0	0

SEDIBENG DISTRICT MUNICIPALITY
BUDGET PER SECTION 2010/2011

	410402	410501	410502	420101	420201	420301	420401	420501	420601	430101	430201
	OTHER COUNCILORS	OFFICE OF THE CHIEF WHIP ADMINISTRATION	CHIEF WHIP PROJECTS	MUNICIPAL MANAGER ADMINISTRATION	COO'S OFFICE	IGR OFFICE	AUDIT FUNCTION	RISK FUNCTION	PERFORMANCE FUNCTION	TREASURY CLUSTER - ADMIN	TREASURY CLUSTER - FINANCIAL MANAGEMENT
1000000 EXPENDITURE											
1010000 EMPLOYEE/COUNCILORS RELATED COST											
1020000 EMPLOYEE SALARIES AND ALLOWANCES											
1020001 ACTING ALLOWANCE	0	0	0	0	0	0	0	0	0	0	0
1020002 BASIC SALARIES	0	1,019,154	0	2,045,607	987,292	506,544	0	0	0	1,435,859	3,249,922
1020004 HOUSING SUBSIDY	0	8,232	0	0	0	8,232	0	0	0	4,800	46,932
1020005 INDUSTRIAL COUNCIL LEVY	0	180	0	225	0	90	0	0	0	405	720
1020006 LEAVE BONUS	0	45,290	0	21,106	0	42,212	0	0	0	11,200	269,337
1020007 OVERTIME	0	0	0	0	0	0	0	0	0	0	0
1020009 REDEMPTION OF LEAVE	0	0	0	0	0	0	0	0	0	0	0
1020010 STANDBY ALLOWANCE	0	0	0	0	0	0	0	0	0	0	0
1020011 TELEPHONE ALLOWANCE	0	0	0	0	0	0	0	0	0	0	0
1020012 TRANSPORT ALLOWANCE	0	82,320	0	119,784	0	165,352	0	0	0	120,000	486,299
1020013 U.I.F	0	7,427	0	7,487	0	2,995	0	0	0	10,095	22,637
1020014 PROVISION SALARY VACANCIES	0	0	0	0	0	0	0	0	0	0	0
1029990 SUB-TOTAL EMPLOYEE SALARIES & ALLOWANCES	0	1,162,602	0	2,194,209	987,292	725,425	0	0	0	1,582,359	4,075,847
1030000 EMPLOYEE SOCIAL CONTRIBUTIONS											
1030001 GROUP INSURANCE	0	10,953	0	5,065	0	10,131	0	0	0	13,148	64,998
1030002 MEDICAL FUND	0	43,034	0	50,818	0	58,082	0	0	0	59,998	282,638
1030003 PENSION FUND	0	211,838	0	251,388	0	111,440	0	0	0	144,627	714,983
1030004 MEDICAL FUND PENSIONERS	0	0	0	625,000	0	0	0	0	0	0	0
1039990 SUB-TOTAL EMPLOYEE SOCIAL CONTRIBUTIONS	0	265,826	0	932,271	0	179,653	0	0	0	217,772	1,062,620
1040000 REMUNERATION OF COUNCILORS											
1040001 ALLOWANCE COUNCILORS	1,438,306	341,556	0	0	0	0	0	0	0	0	0
1040002 MEDICAL FUND COUNCILORS	17,280	17,280	0	0	0	0	0	0	0	0	0
1040003 OFFICE ALLOWANCE COUNCILORS	0	0	0	0	0	0	0	0	0	0	0
1040004 PENSION FUND COUNCILORS	211,695	51,234	0	0	0	0	0	0	0	0	0
1040005 TELEPHONE ALLOWANCE COUNCILORS	106,680	26,700	0	0	0	0	0	0	0	0	0
1040006 TRANSPORT ALLOWANCE COUNCILORS	515,261	118,284	0	0	0	0	0	0	0	0	0
1040007 HOUSING ALLOWANCE COUNCILORS	0	0	0	0	0	0	0	0	0	0	0
1040008 SITTING ALLOWANCE	479,800	0	0	0	0	0	15,000	0	0	0	0
1049990 SUB-TOTAL REMUNERATION OF COUNCILORS	2,769,022	555,054	0	0	0	0	15,000	0	0	0	0
1049995 TOTAL EMPLOYEE/COUNCILORS RELATED COST	2,769,022	1,983,482	0	3,126,481	987,292	905,078	15,000	0	0	1,800,131	5,138,467
1050000 GENERAL EXPENDITURE											
1060000 GENERAL EXPEND - DEPARTMENTS											
1060001 AUDIT FEES	0	0	0	0	0	0	2,400,000	0	0	0	0
1060003 ADVERTISEMENTS	0	0	0	0	0	0	0	0	0	0	0
1060090 BAD DEBTS	0	0	0	0	0	0	0	0	0	0	0
1060100 BANK CHARGES	0	0	0	0	0	0	0	0	0	0	110,000
1060200 COLLECTION COST	0	0	0	0	0	0	0	0	0	0	0
1060201 COMPUTER SYSTEMS	0	0	0	0	0	0	0	0	0	0	0
1060204 CONTRACTED SERVICES	0	0	0	180,000	0	0	0	390,000	0	0	430,000
1060205 LOCAL MUNICIPALITIES AGENCY SERVICES	0	0	0	0	0	0	0	0	0	0	0
1060207 COMPUTER REQUIREMENTS	0	0	0	0	0	0	0	0	0	0	0
1060208 CONGRESSES / ATT. MEETINGS	0	15,000	0	24,000	18,000	7,000	7,000	7,000	7,000	2,000	14,000
1060209 CONSULTATION FEES	0	0	0	150,000	0	30,000	0	0	30,000	0	0
1060210 WORKSHOPS	0	53,000	696,000	100,000	0	340,000	0	50,000	50,000	50,000	30,000

SEDIBENG DISTRICT MUNICIPALITY
BUDGET PER SECTION 2010/2011

	410402	410501	410502	420101	420201	420301	420401	420501	420601	430101	430201
	OTHER COUNCILORS	OFFICE OF THE CHIEF WHIP ADMINISTRATION	CHIEF WHIP PROJECTS	MUNICIPAL MANAGER ADMINISTRATION	COO'S OFFICE	IGR OFFICE	AUDIT FUNCTION	RISK FUNCTION	PERFORMANCE FUNCTION	TREASURY CLUSTER - ADMIN	TREASURY CLUSTER - FINANCIAL MANAGEMENT
1060303 DONATIONS/GRANTS COUNCIL	0	0	0	600,000	0	0	0	0	0	0	0
1060304 DISASTER RECOVERY	0	0	0	0	0	0	0	0	0	0	0
1060305 DATA ACCOUNT	0	0	0	0	0	0	0	0	0	0	0
1060400 ELECTRICITY	0	0	0	0	0	0	0	0	0	0	0
1060401 ENTERTAINMENT - EXTERNAL	0	10,000	0	20,000	3,000	0	0	0	0	2,500	0
1060402 OFFICE REFRESHMENTS	0	5,040	0	15,600	0	12,000	0	0	0	22,800	0
1060403 CATERING	0	20,000	0	15,000	4,500	36,000	11,375	0	0	10,800	0
1060404 INTERNAL BURSARIES	0	0	0	0	0	0	0	0	0	0	0
1060405 EXTERNAL BURSARIES	0	0	0	0	0	0	0	0	0	0	0
1060601 GENERAL EXPENSES FROM GRANTS	0	0	0	0	0	0	0	0	0	0	253,540
1060701 IDP EXPENSES	0	0	0	0	0	0	0	0	0	0	0
1060702 INTERGOVERNMENTAL RELATIONS	0	0	0	0	0	0	0	0	0	0	0
1061101 LEGAL CHARGES	0	0	0	0	0	0	0	0	0	0	0
1061102 LICENSE FEES	0	0	0	0	0	0	0	0	0	0	0
1061104 LOSS ON THE SALE OF ASSETS	0	0	0	0	0	0	0	0	0	0	0
1061106 LAUNDRY CHARGES	0	0	0	0	0	0	0	0	0	0	0
1061201 MARKETING/PROMOTION/ADVERTISEMENTS	0	0	0	0	0	0	0	0	0	0	0
1061203 MEMBERSHIP FEES	0	0	0	0	0	0	0	0	0	1,279,506	0
1061204 MAYORAL ALLOWANCES GENERAL	0	0	0	0	0	0	0	0	0	0	0
1061501 PERIODICALS/REFERENCE BOOK/MAGAZINES	0	14,400	0	6,000	6,000	6,000	0	0	0	15,600	0
1061502 POSTAGE	0	0	0	0	0	0	0	0	0	0	0
1061507 PUBLICITY	0	0	0	0	0	0	0	0	0	0	0
1061508 PUBLIC PARTICIPATION	0	0	0	0	0	0	0	0	0	0	0
1061701 RENTAL	0	72,000	0	0	0	0	0	0	0	0	21,600
1061705 REFUSE REMOVAL	0	0	0	0	0	0	0	0	0	0	0
1061799 STATIONERY	0	10,500	0	12,000	0	6,000	0	0	0	1,500	81,500
1061800 PRINTING AND BINDING	0	0	35,000	4,000	0	48,000	0	0	0	0	50,500
1061801 STOCK AND MATERIALS	0	6,000	0	1,500	0	12,000	0	0	0	0	7,300
1061802 SPECIAL PROJECTS	0	0	0	0	0	0	0	0	0	0	0
1061805 SEWERAGE BASIC	0	0	0	0	0	0	0	0	0	0	0
1061806 SUBSISTENCE & TRAVEL	0	100,000	0	40,000	19,000	81,000	0	0	0	8,000	74,000

SEDIBENG DISTRICT MUNICIPALITY
BUDGET PER SECTION 2010/2011

	410402	410501	410502	420101	420201	420301	420401	420501	420601	430101	430201
	OTHER COUNCILORS	OFFICE OF THE CHIEF WHIP ADMINISTRATION	CHIEF WHIP PROJECTS	MUNICIPAL MANAGER ADMINISTRATION	COO'S OFFICE	IGR OFFICE	AUDIT FUNCTION	RISK FUNCTION	PERFORMANCE FUNCTION	TREASURY CLUSTER - ADMIN	TREASURY CLUSTER - FINANCIAL MANAGEMENT
1061899	TELEPHONE - OFFICE	0	0	0	0	0	0	0	0	0	0
1061900	TELEPHONE - CELL PHONES	0	60,000	0	58,212	26,640	8,640	8,640	8,640	30,000	41,160
1061902	TRAINING	0	20,000	0	0	0	25,000	0	0	0	0
1061903	TRANSPORT - FUEL AND OIL	0	0	0	0	0	0	0	0	0	0
1061904	AVIATION FUEL	0	0	0	0	0	0	0	0	0	0
1062001	UNIFORMS	0	0	0	0	0	0	0	0	0	0
1062003	CAMPAIGNS	0	0	0	0	0	0	0	0	0	0
1062009	OR TAMBO GAMES	0	0	0	0	0	0	0	0	0	0
1062010	2010 PROJECT	0	0	0	0	0	0	0	0	0	0
1062201	WATER	0	0	0	0	0	0	0	0	0	0
1066990	SUB-TOTAL GENERAL EXPENDITURE-DEPARTMENT	0	385,940	731,000	1,226,312	77,140	611,640	2,427,015	455,640	95,640	1,422,706
1080000	GENERAL EXPEND - FIN SERVICES										
1088020	CASUALTY CONTRIBUTION	0	0	0	0	0	0	0	0	0	943,142
1088080	INSURANCE - PREMIUM	0	0	0	0	0	0	0	0	0	1,425,380
1088081	INSURANCE - EXCESS PAYMENTS	0	0	0	0	0	0	0	0	0	130,000
1088082	INSURANCE - PORTION OF SELF INSURANCE	0	0	0	0	0	0	0	0	0	0
1088083	INTEREST EXTERNAL BORROWINGS	0	0	0	0	0	0	0	0	0	0
1088084	GRANTS & SUBSIDIES PAID	0	0	0	0	0	0	0	0	0	0
1088085	REDEMPTION - EXTERNAL BORROWINGS	0	0	0	0	0	0	0	0	0	0
1088110	LOSS ON THE SALE OF ASSETS	0	0	0	0	0	0	0	0	0	0
1088180	SKILLS DEVELOPMENT LEVY	0	0	0	0	0	0	0	0	0	1,541,040
1088990	SUB-TOTAL GENERAL EXPENDITURE - FIN SERV	0	0	0	0	0	0	0	0	0	4,039,562
1089995	TOTAL GENERAL EXPENDITURE	0	385,940	731,000	1,226,312	77,140	611,640	2,427,015	455,640	95,640	5,153,162
1100000	REPAIR AND MAINTENANCE										
1101200	MAINT - BUILDINGS FENCES & SITES	0	0	0	0	0	0	0	0	0	0
1101201	MAINT - NETWORK / INFRASTRUCTURE	0	0	0	0	0	0	0	0	0	0
1101203	MAINT - PLANT EQUIPMENT & FURNITURE	0	0	0	0	0	0	0	0	0	0
1101204	MAINT - VEHICLES	0	0	0	0	0	0	0	0	0	0
1109995	TOTAL REPAIR AND MAINTENANCE	0	0	0	0	0	0	0	0	0	0
1120000	DEPRECIATION										
1120300	DEPRECIATION	0	0	0	0	0	0	0	0	0	7,069,032
1129990	TOTAL DEPRECIATION	0	0	0	0	0	0	0	0	0	7,069,032
1130000	CONTRIBUTIONS TO PROVISIONS										
1130200	CONTR - PROVISION FOR BAD DEBTS	0	0	0	0	0	0	0	0	0	0
1130201	CONTR - PROVISION FOR LEAVE	0	0	0	0	0	0	0	0	0	2,600,000
1139995	SUB-TOTAL CONTRIBUTIONS TO PROVISIONS	0	0	0	0	0	0	0	0	0	2,600,000
1199998	TOTAL EXPENDITURE	2,769,022	2,369,422	731,000	4,352,793	1,064,432	1,516,718	2,442,015	455,640	95,640	3,222,837
2200000	OPERATING INCOME GENERATED										
2230000	TARIFF CHARGES OTHER										
2231202	MARKET INCOME	0	0	0	0	0	0	0	0	0	0
2231900	TECHNORAMA SHOW SALES	0	0	0	0	0	0	0	0	0	0
2239995	SUB-TOTAL TARIFF CHARGES LEVIED	0	0	0	0	0	0	0	0	0	0
2240000	GOVERNMENT GRANTS AND SUBSIDIES										
2240001	AMBULANCE SUBSIDIES	0	0	0	0	0	0	0	0	0	0
2240002	HEALTH SUBSIDIES	0	0	0	0	0	0	0	0	0	0

SEDIBENG DISTRICT MUNICIPALITY
BUDGET PER SECTION 2010/2011

	410402	410501	410502	420101	420201	420301	420401	420501	420601	430101	430201
	OTHER COUNCILORS	OFFICE OF THE CHIEF WHIP ADMINISTRATION	CHIEF WHIP PROJECTS	MUNICIPAL MANAGER ADMINISTRATION	COO'S OFFICE	IGR OFFICE	AUDIT FUNCTION	RISK FUNCTION	PERFORMANCE FUNCTION	TREASURY CLUSTER - ADMIN	TREASURY CLUSTER - FINANCIAL MANAGEMENT
2240400	EQUITABLE SHARE	0	0	0	0	0	0	0	0	0	-213,221,000
2240500	SUPPORT GRANTS RECEIVED	0	0	0	0	0	0	0	0	0	-1,750,000
2249995	SUB-TOTAL GOVERN GRANTS & SUBSIDIES	0	0	0	0	0	0	0	0	0	-214,971,000
2260000	INTEREST										
2260806	INTEREST ON ARREARS - OTHER	0	0	0	0	0	0	0	0	0	0
2260807	INTEREST ON MOTORCAR LOANS	0	0	0	0	0	0	0	0	0	0
2260808	INTEREST ON INVESTMENTS	0	0	0	0	0	0	0	0	0	-13,020,000
2260810	INTEREST ON RSC LEVIES	0	0	0	0	0	0	0	0	0	0
2269995	SUB-TOTAL INTEREST	0	0	0	0	0	0	0	0	0	-13,020,000
2270000	RENT FACILITIES AND EQUIPMENT										
2271701	RENTAL MUNICIPAL PROPERTIES	0	0	0	0	0	0	0	0	0	0
2271702	RENTAL CUTLERY	0	0	0	0	0	0	0	0	0	0
2271703	RENTAL SOUND EQUIPMENT	0	0	0	0	0	0	0	0	0	0
2271704	RENTAL CITY HALL CAR PARKING	0	0	0	0	0	0	0	0	0	0
2279995	SUB-TOTAL RENT FACILITIES & EQUIP	0	0	0	0	0	0	0	0	0	0
2280000	LICENSES AND PERMITS										
2280001	LICENSES & PERMIT INCOME	0	0	0	0	0	0	0	0	0	0
2280002	RD CHEQUES / REDEPOSITS	0	0	0	0	0	0	0	0	0	0
2280003	SURPLUS CASH - LICENSING	0	0	0	0	0	0	0	0	0	0
2280004	OVER / UNDER BANKINGS	0	0	0	0	0	0	0	0	0	0
2289995	SUB-TOTAL LICENSES AND PERMITS	0	0	0	0	0	0	0	0	0	0
2300000	OTHER INCOME										
2300001	AMBULANCE FEES	0	0	0	0	0	0	0	0	0	0
2300002	AIRFIELD FUEL	0	0	0	0	0	0	0	0	0	0
2300003	AIRFIELD LANDING FEES	0	0	0	0	0	0	0	0	0	0
2300204	COMMISSION ON SALARY DEDUCTIONS	0	0	0	0	0	0	0	0	0	-117,600
2300800	IT CHARGES MIDVAAL	0	0	0	0	0	0	0	0	0	0
2300801	IT CHARGES EMFULENI	0	0	0	0	0	0	0	0	0	0
2300802	INFLAMMABLE LIQUIDS	0	0	0	0	0	0	0	0	0	0
2300803	INTERNAL TRANSFERS	0	0	0	0	0	0	0	0	0	0
2301503	PROFIT SALE OF ASSETS	0	0	0	0	0	0	0	0	0	-160,000
2301802	SUNDRIES / UNALLOCATED INCOME	0	0	0	0	0	0	0	0	0	0
2301803	SKILLS LEVY INCOME	0	0	0	0	0	0	0	0	0	0
2301900	TELEPHONE INCOME	0	0	0	0	0	0	0	0	0	0
2301901	TENDER INCOME	0	0	0	0	0	0	0	0	0	-168,000
2309995	SUB-TOTAL OTHER INCOME	0	0	0	0	0	0	0	0	0	-445,600
2359997	SUB-TOTAL OPERATING INC GENERATED	0	0	0	0	0	0	0	0	0	-228,436,600
2379995	TOTAL DIRECT OPERATING INC GENERATED	0	0	0	0	0	0	0	0	0	-228,436,600
2459998	TOTAL OPERATING INCOME	0	0	0	0	0	0	0	0	0	-228,436,600
3010000	OPERATING SURPLUS / DEFICIT										
3010001	TOTAL EXPENDITURE	2,769,022	2,369,422	731,000	4,352,793	1,064,432	1,516,718	2,442,015	455,640	95,640	3,222,837
3010002	TOTAL OPERATING INCOME	0	0	0	0	0	0	0	0	0	-228,436,600
	Less: Capital Grant Income										
3019995	TOTAL OPERATING SURPLUS / (DEFICIT)	2,769,022	2,369,422	731,000	4,352,793	1,064,432	1,516,718	2,442,015	455,640	95,640	3,222,837
4030000	NEW CAPITAL										

**SEDIBENG DISTRICT MUNICIPALITY
BUDGET PER SECTION 2010/2011**

		410402	410501	410502	420101	420201	420301	420401	420501	420601	430101	430201
		OTHER COUNCILORS	OFFICE OF THE CHIEF WHIP ADMINISTRATION	CHIEF WHIP PROJECTS	MUNICIPAL MANAGER ADMINISTRATION	COO'S OFFICE	IGR OFFICE	AUDIT FUNCTION	RISK FUNCTION	PERFORMANCE FUNCTION	TREASURY CLUSTER - ADMIN	TREASURY CLUSTER - FINANCIAL MANAGEMENT
4030001	FURNITURE AND EQUIPMENT	0	0	100,000	80,000	0	0	30,000	30,000	30,000	0	0
4030002	COMPUTERS AND PRINTERS	0	0	45,000	20,000	0	60,000	0	0	0	0	19,500
4030003	VEHICLES	0	0	0	0	0	0	0	0	0	0	0
4030004	CAPITAL PROJECTS	0	0	0	0	0	0	0	0	0	0	0
4030005	NETWORKS	0	0	0	0	0	0	0	0	0	0	0
4039995	TOTAL NEW CAPITAL	0	0	145,000	100,000	0	60,000	30,000	30,000	30,000	0	19,500
4030000	RENEWAL OF EXISTING CAPITAL											
4031001	FURNITURE AND EQUIPMENT	0	0	0	40,000	50,000	0	0	0	0	0	0
4031002	COMPUTERS AND PRINTERS	0	0	0	4,000	0	0	0	0	0	0	0
4031003	VEHICLES	0	0	0	0	0	0	0	0	0	0	120,000
4031004	CAPITAL PROJECTS	0	0	0	0	0	0	0	0	0	0	5,000,000
4031005	NETWORKS	0	0	0	0	0	0	0	0	0	0	0
4039995	TOTAL RENEWAL OF EXISTING CAPITAL	0	0	0	44,000	50,000	0	0	0	0	0	5,120,000
4039995	TOTAL CAPITAL	0	0	145,000	144,000	50,000	60,000	30,000	30,000	30,000	0	5,139,500

SEDIBENG DISTRICT MUNICIPALITY
BUDGET PER SECTION 2010/2011

	430301	440101	440201	440203	440301	440302	440303	440401	440402	440403	440404
	TREASURY CLUSTER - SUPPLY CHAIN MANAGEMENT	CORPORATE SERVICES ADMINISTRATION	HUMAN RESOURCES ADMINISTRATION	IR/LR/OHS	CORPORATE AND LEGAL ADMINISTRATION	LEGAL	CORPORATE	FACILITY MANAGEMENT ADMIN	FLEET MANAGEMENT	MAINTENANCE & CLEANING	TOWN HALL
1000000	EXPENDITURE										
1010000	EMPLOYEE/COUNCILORS RELATED COST										
1020000	EMPLOYEE SALARIES AND ALLOWANCES										
1020001	ACTING ALLOWANCE	0	0	0	0	0	0	0	0	0	0
1020002	BASIC SALARIES	1,808,352	931,949	2,730,303	759,816	547,170	542,562	2,368,588	12,227,358	0	2,524,764
1020004	HOUSING SUBSIDY	24,696	0	45,144	21,048	8,232	0	36,468	50,412	0	21,564
1020005	INDUSTRIAL COUNCIL LEVY	405	135	585	135	90	90	675	5,940	0	1,260
1020006	LEAVE BONUS	139,018	32,312	199,971	63,318	45,152	44,372	196,031	929,157	0	210,397
1020007	OVERTIME	0	0	0	0	0	0	0	0	0	0
1020009	REDEMPTION OF LEAVE	0	0	0	0	0	0	0	0	0	0
1020010	STANDBY ALLOWANCE	0	0	0	0	0	0	0	0	0	0
1020011	TELEPHONE ALLOWANCE	0	0	0	0	0	0	0	500	0	0
1020012	TRANSPORT ALLOWANCE	175,935	168,348	273,507	176,241	177,897	0	0	385,961	0	0
1020013	U.I.F	12,832	4,492	17,901	4,492	2,986	2,995	19,783	119,880	0	26,224
1020014	PROVISION SALARY VACANCIES	0	0	0	0	0	0	0	0	0	0
1029990	SUB-TOTAL EMPLOYEE SALARIES & ALLOWANCES	2,161,237	1,137,236	3,267,411	1,025,050	781,527	590,019	2,621,545	13,719,207	0	2,784,209
1030000	EMPLOYEE SOCIAL CONTRIBUTIONS										
1030001	GROUP INSURANCE	33,539	7,755	88,460	32,052	37,189	5,303	47,372	245,148	0	70,415
1030002	MEDICAL FUND	98,770	84,473	216,713	80,611	56,059	11,779	170,806	746,244	0	153,101
1030003	PENSION FUND	349,086	192,921	545,521	157,206	120,377	119,364	501,561	2,467,216	0	517,636
1030004	MEDICAL FUND PENSIONERS	0	0	0	0	0	0	0	0	0	0
1039990	SUB-TOTAL EMPLOYEE SOCIAL CONTRIBUTIONS	481,395	285,148	850,694	269,869	213,625	136,445	719,738	3,458,608	0	741,152
1040000	REMUNERATION OF COUNCILORS										
1040001	ALLOWANCE COUNCILORS	0	0	0	0	0	0	0	0	0	0
1040002	MEDICAL FUND COUNCILORS	0	0	0	0	0	0	0	0	0	0
1040003	OFFICE ALLOWANCE COUNCILORS	0	0	0	0	0	0	0	0	0	0
1040004	PENSION FUND COUNCILORS	0	0	0	0	0	0	0	0	0	0
1040005	TELEPHONE ALLOWANCE COUNCILORS	0	0	0	0	0	0	0	0	0	0
1040006	TRANSPORT ALLOWANCE COUNCILORS	0	0	0	0	0	0	0	0	0	0
1040007	HOUSING ALLOWANCE COUNCILORS	0	0	0	0	0	0	0	0	0	0
1040008	SITTING ALLOWANCE	0	0	0	0	0	0	0	0	0	0
1049990	SUB-TOTAL REMUNERATION OF COUNCILORS	0	0	0	0	0	0	0	0	0	0
1049995	TOTAL EMPLOYEE/COUNCILORS RELATED COST	2,642,633	1,422,384	4,118,105	1,294,919	995,153	726,464	3,341,284	17,177,816	0	3,525,361
1050000	GENERAL EXPENDITURE										
1060000	GENERAL EXPEND - DEPARTMENTS										
1060001	AUDIT FEES	0	0	0	0	0	0	0	0	0	0
1060003	ADVERTISEMENTS	771,372	0	215,000	0	0	140,000	0	0	0	0
1060090	BAD DEBTS	0	0	0	0	0	0	0	0	0	0
1060100	BANK CHARGES	0	0	0	0	0	0	0	0	0	0
1060200	COLLECTION COST	0	0	0	0	0	0	0	0	0	0
1060201	COMPUTER SYSTEMS	0	0	0	0	0	0	0	0	0	0
1060204	CONTRACTED SERVICES	600,000	0	780,000	0	0	70,000	339,000	11,130,000	31,200	1,110,000
1060205	LOCAL MUNICIPALITIES AGENCY SERVICES	0	0	0	0	0	0	0	0	0	0
1060207	COMPUTER REQUIREMENTS	0	0	0	0	0	0	0	0	0	0
1060208	CONGRESSES / ATT. MEETINGS	33,090	24,000	40,000	0	12,600	10,500	57,500	12,000	10,000	20,000
1060209	CONSULTATION FEES	100,000	624,780	510,000	0	0	0	0	0	0	0
1060210	WORKSHOPS	30,000	23,000	20,000	0	10,500	0	52,500	30,000	0	10,000

SEDIBENG DISTRICT MUNICIPALITY
BUDGET PER SECTION 2010/2011

	430301	440101	440201	440203	440301	440302	440303	440401	440402	440403	440404
	TREASURY CLUSTER - SUPPLY CHAIN MANAGEMENT	CORPORATE SERVICES ADMINISTRATION	HUMAN RESOURCES ADMINISTRATION	IR/LR/OHS	CORPORATE AND LEGAL ADMINISTRATION	LEGAL	CORPORATE	FACILITY MANAGEMENT ADMIN	FLEET MANAGEMENT	MAINTENANCE & CLEANING	TOWN HALL
1060303	DONATIONS/GRANTS COUNCIL	0	0	0	0	0	0	0	0	0	0
1060304	DISASTER RECOVERY	0	0	0	0	0	0	0	0	0	0
1060305	DATA ACCOUNT	0	0	0	0	0	0	0	0	0	0
1060400	ELECTRICITY	0	0	0	0	0	0	0	0	4,046,250	0
1060401	ENTERTAINMENT - EXTERNAL	0	2,500	0	0	0	0	0	0	0	0
1060402	OFFICE REFRESHMENTS	0	7,800	15,000	0	5,250	5,496	0	5,000	0	10,000
1060403	CATERING	0	15,500	40,000	0	0	0	60,000	5,000	0	0
1060404	INTERNAL BURSARIES	0	0	0	0	0	0	0	0	0	0
1060405	EXTERNAL BURSARIES	0	0	0	0	0	0	0	0	0	0
1060601	GENERAL EXPENSES FROM GRANTS	0	0	0	0	0	0	0	0	0	0
1060701	IDP EXPENSES	0	0	0	0	0	0	0	0	0	0
1060702	INTERGOVERNMENTAL RELATIONS	0	0	0	0	0	0	0	0	0	0
1061101	LEGAL CHARGES	0	0	0	0	0	1,800,000	0	0	0	0
1061102	LICENSE FEES	0	0	0	0	0	0	0	0	22,000	0
1061104	LOSS ON THE SALE OF ASSETS	0	0	0	0	0	0	0	0	0	0
1061106	LAUNDRY CHARGES	0	0	0	0	0	0	0	0	0	0
1061201	MARKETING/PROMOTION/ADVERTISEMENTS	0	0	0	0	0	0	0	0	0	0
1061203	MEMBERSHIP FEES	0	0	0	0	0	0	0	0	0	0
1061204	MAYORAL ALLOWANCES GENERAL	0	0	0	0	0	0	0	0	0	0
1061501	PERIODICALS/REFERENCE BOOK/MAGAZINES	0	70,000	0	0	0	0	0	0	0	0
1061502	POSTAGE	0	0	0	0	0	24,000	0	0	0	0
1061507	PUBLICITY	0	0	0	0	0	0	0	0	0	0
1061508	PUBLIC PARTICIPATION	0	0	0	0	0	0	0	0	0	0
1061701	RENTAL	0	0	0	0	0	1,493,460	0	249,600	2,540,160	0
1061705	REFUSE REMOVAL	0	0	0	0	0	0	0	0	0	0
1061799	STATIONERY	5,401	12,000	90,000	0	0	126,000	25,000	0	10,000	0
1061800	PRINTING AND BINDING	40,000	0	50,000	0	0	149,976	0	0	10,000	0
1061801	STOCK AND MATERIALS	1,800	2,120	0	0	0	10,026	0	0	619,392	0
1061802	SPECIAL PROJECTS	0	0	0	0	0	0	0	0	0	0
1061805	SEWERAGE BASIC	0	0	0	0	0	0	0	0	0	0
1061806	SUBSISTENCE & TRAVEL	24,000	21,200	60,000	0	27,300	10,500	152,250	25,000	4,500	0

SEDIBENG DISTRICT MUNICIPALITY
BUDGET PER SECTION 2010/2011

		430301	440101	440201	440203	440301	440302	440303	440401	440402	440403	440404
		TREASURY CLUSTER - SUPPLY CHAIN MANAGEMENT	CORPORATE SERVICES ADMINISTRATION	HUMAN RESOURCES ADMINISTRATION	IR/LR/OHS	CORPORATE AND LEGAL ADMINISTRATION	LEGAL	CORPORATE	FACILITY MANAGEMENT ADMIN	FLEET MANAGEMENT	MAINTENANCE & CLEANING	TOWN HALL
1061899	TELEPHONE - OFFICE	0	0	0	0	0	0	1,581,120	0	0	0	0
1061900	TELEPHONE - CELL PHONES	0	33,920	63,000	0	22,800	18,960	43,200	50,000	17,280	70,560	0
1061902	TRAINING	0	11,660	500,000	0	0	0	80,000	40,000	135,000	80,000	0
1061903	TRANSPORT - FUEL AND OIL	0	0	0	0	0	0	0	0	800,000	0	0
1061904	AVIATION FUEL	0	0	0	0	0	0	0	0	0	0	0
1062001	UNIFORMS	0	0	0	0	0	0	0	0	0	150,000	0
1062003	CAMPAIGNS	0	0	0	0	0	0	0	0	0	0	0
1062009	OR TAMBO GAMES	0	0	0	0	0	0	0	0	0	0	0
1062010	2010 PROJECT	0	0	0	0	0	0	0	0	0	0	0
1062201	WATER	0	0	0	0	0	0	0	0	0	0	0
1066990	SUB-TOTAL GENERAL EXPENDITURE-DEPARTMENT	1,605,663	848,480	2,383,000	0	78,450	2,055,456	4,169,032	11,322,000	1,243,080	8,702,862	0
1080000	GENERAL EXPEND - FIN SERVICES											
1088020	CASUALTY CONTRIBUTION	0	0	0	0	0	0	0	0	0	0	0
1088080	INSURANCE - PREMIUM	0	0	0	0	0	0	0	0	0	0	0
1088081	INSURANCE - EXCESS PAYMENTS	0	0	0	0	0	0	0	0	0	0	0
1088082	INSURANCE - PORTION OF SELF INSURANCE	0	0	0	0	0	0	0	0	0	0	0
1088083	INTEREST EXTERNAL BORROWINGS	0	0	0	0	0	0	0	0	0	0	0
1088084	GRANTS & SUBSIDIES PAID	0	0	0	0	0	0	0	0	0	0	0
1088085	REDEMPTION - EXTERNAL BORROWINGS	0	0	0	0	0	0	0	0	0	0	0
1088110	LOSS ON THE SALE OF ASSETS	0	0	0	0	0	0	0	0	0	0	0
1088180	SKILLS DEVELOPMENT LEVY	0	0	0	0	0	0	0	0	0	0	0
1088990	SUB-TOTAL GENERAL EXPENDITURE - FIN SERV	0	0	0	0	0	0	0	0	0	0	0
1089995	TOTAL GENERAL EXPENDITURE	1,605,663	848,480	2,383,000	0	78,450	2,055,456	4,169,032	11,322,000	1,243,080	8,702,862	0
1100000	REPAIR AND MAINTENANCE											
1101200	MAINT - BUILDINGS FENCES & SITES	0	0	0	0	0	0	0	0	0	3,564,000	0
1101201	MAINT - NETWORK / INFRASTRUCTURE	0	0	0	0	0	0	0	0	0	0	0
1101203	MAINT - PLANT EQUIPMENT & FURNITURE	0	0	100,000	0	0	0	204,330	0	0	594,000	0
1101204	MAINT - VEHICLES	0	0	0	0	0	0	0	0	450,000	0	0
1109995	TOTAL REPAIR AND MAINTENANCE	0	0	100,000	0	0	0	204,330	0	450,000	4,158,000	0
1120000	DEPRECIATION											
1120300	DEPRECIATION	0	0	0	0	0	0	0	0	0	0	0
1129990	TOTAL DEPRECIATION	0	0	0	0	0	0	0	0	0	0	0
1130000	CONTRIBUTIONS TO PROVISIONS											
1130200	CONTR - PROVISION FOR BAD DEBTS	0	0	0	0	0	0	0	0	0	0	0
1130201	CONTR - PROVISION FOR LEAVE	0	0	0	0	0	0	0	0	0	0	0
1139995	SUB-TOTAL CONTRIBUTIONS TO PROVISIONS	0	0	0	0	0	0	0	0	0	0	0
1199998	TOTAL EXPENDITURE	4,248,295	2,270,864	6,601,105	1,294,919	1,073,603	2,781,920	7,714,646	28,499,816	1,693,080	12,860,862	3,525,361
2200000	OPERATING INCOME GENERATED											
2230000	TARIFF CHARGES OTHER											
2231202	MARKET INCOME	0	0	0	0	0	0	0	0	0	0	0
2231900	TECHNORAMA SHOW SALES	0	0	0	0	0	0	0	0	0	0	0
2239995	SUB-TOTAL TARIFF CHARGES LEVIED	0	0	0	0	0	0	0	0	0	0	0
2240000	GOVERNMENT GRANTS AND SUBSIDIES											
2240001	AMBULANCE SUBSIDIES	0	0	0	0	0	0	0	0	0	0	0
2240002	HEALTH SUBSIDIES	0	0	0	0	0	0	0	0	0	0	0

SEDIBENG DISTRICT MUNICIPALITY
BUDGET PER SECTION 2010/2011

	430301	440101	440201	440203	440301	440302	440303	440401	440402	440403	440404
	TREASURY CLUSTER - SUPPLY CHAIN MANAGEMENT	CORPORATE SERVICES ADMINISTRATION	HUMAN RESOURCES ADMINISTRATION	IR/LR/OHS	CORPORATE AND LEGAL ADMINISTRATION	LEGAL	CORPORATE	FACILITY MANAGEMENT ADMIN	FLEET MANAGEMENT	MAINTENANCE & CLEANING	TOWN HALL
2240400	EQUITABLE SHARE	0	0	0	0	0	0	0	0	0	0
2240500	SUPPORT GRANTS RECEIVED	0	0	0	0	0	0	0	0	0	0
2249995	SUB-TOTAL GOVERN GRANTS & SUBSIDIES	0	0	0	0	0	0	0	0	0	0
2260000	INTEREST										
2260806	INTEREST ON ARREARS - OTHER	0	0	0	0	0	0	0	0	0	0
2260807	INTEREST ON MOTORCAR LOANS	0	0	0	0	0	0	0	0	0	0
2260808	INTEREST ON INVESTMENTS	0	0	0	0	0	0	0	0	0	0
2260810	INTEREST ON RSC LEVIES	0	0	0	0	0	0	0	0	0	0
2269995	SUB-TOTAL INTEREST	0	0	0	0	0	0	0	0	0	0
2270000	RENT FACILITIES AND EQUIPMENT										
2271701	RENTAL MUNICIPAL PROPERTIES	0	0	0	0	0	0	0	0	-455,436	0
2271702	RENTAL CUTLERY	0	0	0	0	0	0	0	0	-10,200	0
2271703	RENTAL SOUND EQUIPMENT	0	0	0	0	0	0	0	0	-2,244	0
2271704	RENTAL CITY HALL CAR PARKING	0	0	0	0	0	0	0	0	-119,496	0
2279995	SUB-TOTAL RENT FACILITIES & EQUIP	0	0	0	0	0	0	0	0	-587,376	0
2280000	LICENSES AND PERMITS										
2280001	LICENSES & PERMIT INCOME	0	0	0	0	0	0	0	0	0	0
2280002	RD CHEQUES / REDEPOSITS	0	0	0	0	0	0	0	0	0	0
2280003	SURPLUS CASH - LICENSING	0	0	0	0	0	0	0	0	0	0
2280004	OVER / UNDER BANKINGS	0	0	0	0	0	0	0	0	0	0
2289995	SUB-TOTAL LICENSES AND PERMITS	0	0	0	0	0	0	0	0	0	0
2300000	OTHER INCOME										
2300001	AMBULANCE FEES	0	0	0	0	0	0	0	0	0	0
2300002	AIRFIELD FUEL	0	0	0	0	0	0	0	0	0	0
2300003	AIRFIELD LANDING FEES	0	0	0	0	0	0	0	0	0	0
2300204	COMMISSION ON SALARY DEDUCTIONS	0	0	0	0	0	0	0	0	0	0
2300800	IT CHARGES MIDVAAL	0	0	0	0	0	0	0	0	0	0
2300801	IT CHARGES EMFULENI	0	0	0	0	0	0	0	0	0	0
2300802	INFLAMMABLE LIQUIDS	0	0	0	0	0	0	0	0	0	0
2300803	INTERNAL TRANSFERS	0	0	0	0	0	0	0	0	0	0
2301503	PROFIT SALE OF ASSETS	0	0	0	0	0	0	0	0	0	0
2301802	SUNDRIES / UNALLOCATED INCOME	0	0	0	0	0	0	0	0	0	0
2301803	SKILLS LEVY INCOME	0	0	-1,900,000	0	0	0	0	0	0	0
2301900	TELEPHONE INCOME	0	0	0	0	0	-54,000	0	0	0	0
2301901	TENDER INCOME	0	0	0	0	0	0	0	0	0	0
2309995	SUB-TOTAL OTHER INCOME	0	0	-1,900,000	0	0	-54,000	0	0	0	0
2359997	SUB-TOTAL OPERATING INC GENERATED	0	0	-1,900,000	0	0	-54,000	0	0	-587,376	0
2379995	TOTAL DIRECT OPERATING INC GENERATED	0	0	-1,900,000	0	0	-54,000	0	0	-587,376	0
2459998	TOTAL OPERATING INCOME	0	0	-1,900,000	0	0	-54,000	0	0	-587,376	0
3010000	OPERATING SURPLUS / DEFICIT										
3010001	TOTAL EXPENDITURE	4,248,295	2,270,864	6,601,105	1,294,919	1,073,603	2,781,920	7,714,646	28,499,816	1,693,080	12,860,862
3010002	TOTAL OPERATING INCOME	0	0	-1,900,000	0	0	0	-54,000	0	0	-587,376
	Less: Capital Grant Income										
3019995	TOTAL OPERATING SURPLUS / (DEFICIT)	4,248,295	2,270,864	4,701,105	1,294,919	1,073,603	2,781,920	7,660,646	28,499,816	1,693,080	12,273,486
4030000	NEW CAPITAL										

SEDIBENG DISTRICT MUNICIPALITY
BUDGET PER SECTION 2010/2011

		430301	440101	440201	440203	440301	440302	440303	440401	440402	440403	440404
		TREASURY CLUSTER - SUPPLY CHAIN MANAGEMENT	CORPORATE SERVICES ADMINISTRATION	HUMAN RESOURCES ADMINISTRATION	IR/LR/OHS	CORPORATE AND LEGAL ADMINISTRATION	LEGAL	CORPORATE	FACILITY MANAGEMENT ADMIN	FLEET MANAGEMENT	MAINTENANCE & CLEANING	TOWN HALL
4030001	FURNITURE AND EQUIPMENT	0	118,000	200,000	0	0	0	30,000	0	0	1,500,000	0
4030002	COMPUTERS AND PRINTERS	12,000	45,000	1,137,000	0	0	0	42,000	0	20,000	65,000	0
4030003	VEHICLES	0	0	0	0	0	0	0	0	5,000,000	0	0
4030004	CAPITAL PROJECTS	0	0	100,000	0	0	0	0	0	0	0	0
4030005	NETWORKS	0	0	0	0	0	0	0	0	0	0	0
4039995	TOTAL NEW CAPITAL	12,000	163,000	1,437,000	0	0	0	72,000	0	5,020,000	1,565,000	0
4030000	RENEWAL OF EXISTING CAPITAL											
4031001	FURNITURE AND EQUIPMENT	0	0	0	0	0	0	0	0	0	0	0
4031002	COMPUTERS AND PRINTERS	0	25,000	0	0	0	0	0	0	0	50,000	0
4031003	VEHICLES	0	0	0	0	0	0	0	0	0	0	0
4031004	CAPITAL PROJECTS	0	0	0	0	0	0	0	0	0	0	0
4031005	NETWORKS	0	0	0	0	0	0	0	0	0	0	0
4039995	TOTAL RENEWAL OF EXISTING CAPITAL	0	25,000	0	0	0	0	0	0	0	50,000	0
4039995	TOTAL CAPITAL	12,000	188,000	1,437,000	0	0	0	72,000	0	5,020,000	1,615,000	0

SEDIBENG DISTRICT MUNICIPALITY
BUDGET PER SECTION 2010/2011

	440501	440502	440511	440512	440513	440521	440522	440523	440601	441101	441102
	UTILITIES ADMIN	FRESH PRODUCE MARKET	VEREENIGING AIRPORT	VANDERBIJL AIRPORT	HEIDELBERG AIRPORT	EMFULENI TAXI RANK	MIDVAAL TAXI RANK	LESEDI TAXI RANK	CORPORATE SPECIAL PROJECTS	IT EMFULENI	IT LESEDI
1000000 EXPENDITURE											
1010000 EMPLOYEE/COUNCILORS RELATED COST											
1020000 EMPLOYEE SALARIES AND ALLOWANCES											
1020001 ACTING ALLOWANCE	0	0	0	0	0	0	0	0	0	0	0
1020002 BASIC SALARIES	1,483,310	1,432,800	756,828	0	0	0	0	0	749,988	3,258,342	0
1020004 HOUSING SUBSIDY	8,232	21,000	8,232	0	0	0	0	0	8,232	41,652	0
1020005 INDUSTRIAL COUNCIL LEVY	270	360	180	0	0	0	0	0	90	765	0
1020006 LEAVE BONUS	59,610	119,400	40,679	0	0	0	0	0	62,499	270,177	0
1020007 OVERTIME	0	0	0	0	0	0	0	0	0	0	0
1020009 REDEMPTION OF LEAVE	0	0	0	0	0	0	0	0	0	0	0
1020010 STANDBY ALLOWANCE	0	0	0	0	0	0	0	0	0	0	0
1020011 TELEPHONE ALLOWANCE	0	0	0	0	0	0	0	0	0	0	0
1020012 TRANSPORT ALLOWANCE	106,519	161,082	152,544	0	0	0	0	0	356,980	283,019	0
1020013 U.I.F	8,846	11,292	5,682	0	0	0	0	0	2,995	25,269	0
1020014 PROVISION SALARY VACANCIES	0	0	0	0	0	0	0	0	0	0	0
1029990 SUB-TOTAL EMPLOYEE SALARIES & ALLOWANCES	1,666,786	1,745,934	964,145	0	0	0	0	0	1,180,784	3,879,224	0
1030000 EMPLOYEE SOCIAL CONTRIBUTIONS											
1030001 GROUP INSURANCE	26,605	28,656	9,763	0	0	0	0	0	15,000	78,427	0
1030002 MEDICAL FUND	72,036	160,582	36,960	0	0	0	0	0	54,036	280,939	0
1030003 PENSION FUND	158,298	296,964	94,329	0	0	0	0	0	149,250	709,039	0
1030004 MEDICAL FUND PENSIONERS	0	0	0	0	0	0	0	0	0	0	0
1039990 SUB-TOTAL EMPLOYEE SOCIAL CONTRIBUTIONS	256,939	486,202	141,052	0	0	0	0	0	218,286	1,068,405	0
1040000 REMUNERATION OF COUNCILORS											
1040001 ALLOWANCE COUNCILORS	0	0	0	0	0	0	0	0	0	0	0
1040002 MEDICAL FUND COUNCILORS	0	0	0	0	0	0	0	0	0	0	0
1040003 OFFICE ALLOWANCE COUNCILORS	0	0	0	0	0	0	0	0	0	0	0
1040004 PENSION FUND COUNCILORS	0	0	0	0	0	0	0	0	0	0	0
1040005 TELEPHONE ALLOWANCE COUNCILORS	0	0	0	0	0	0	0	0	0	0	0
1040006 TRANSPORT ALLOWANCE COUNCILORS	0	0	0	0	0	0	0	0	0	0	0
1040007 HOUSING ALLOWANCE COUNCILORS	0	0	0	0	0	0	0	0	0	0	0
1040008 SITTING ALLOWANCE	0	0	0	0	0	0	0	0	0	0	0
1049990 SUB-TOTAL REMUNERATION OF COUNCILORS	0	0	0	0	0	0	0	0	0	0	0
1049995 TOTAL EMPLOYEE/COUNCILORS RELATED COST	1,923,725	2,232,136	1,105,196	0	0	0	0	0	1,399,070	4,947,629	0
1050000 GENERAL EXPENDITURE											
1060000 GENERAL EXPEND - DEPARTMENTS											
1060001 AUDIT FEES	0	0	0	0	0	0	0	0	0	0	0
1060003 ADVERTISEMENTS	0	0	0	0	0	0	0	0	0	0	0
1060090 BAD DEBTS	0	0	0	0	0	0	0	0	0	0	0
1060100 BANK CHARGES	0	240,000	0	0	0	0	0	0	0	0	0
1060200 COLLECTION COST	0	0	0	0	0	0	0	0	0	0	0
1060201 COMPUTER SYSTEMS	0	0	0	0	0	0	0	0	0	0	0
1060204 CONTRACTED SERVICES	0	444,208	300,000	0	200,000	400,000	264,996	212,004	0	0	0
1060205 LOCAL MUNICIPALITIES AGENCY SERVICES	0	0	0	0	0	0	0	0	0	0	0
1060207 COMPUTER REQUIREMENTS	0	0	0	0	0	0	0	0	0	0	0
1060208 CONGRESSES / ATT. MEETINGS	18,000	4,065	0	0	0	0	0	0	19,800	0	0
1060209 CONSULTATION FEES	0	0	0	0	0	0	0	0	0	0	0
1060210 WORKSHOPS	0	0	0	0	0	0	0	0	15,000	0	0

SEDIBENG DISTRICT MUNICIPALITY
BUDGET PER SECTION 2010/2011

	440501	440502	440511	440512	440513	440521	440522	440523	440601	441101	441102
	UTILITIES ADMIN	FRESH PRODUCE MARKET	VEREENIGING AIRPORT	VANDERBIJL AIRPORT	HEIDELBERG AIRPORT	EMFULENI TAXI RANK	MIDVAAL TAXI RANK	LESEDI TAXI RANK	CORPORATE SPECIAL PROJECTS	IT EMFULENI	IT LESEDI
1060303 DONATIONS/GRANTS COUNCIL	0	0	0	0	0	0	0	0	0	0	0
1060304 DISASTER RECOVERY	0	0	0	0	0	0	0	0	0	0	0
1060305 DATA ACCOUNT	0	0	0	0	0	0	0	0	0	0	0
1060400 ELECTRICITY	0	0	0	0	0	0	0	0	0	0	0
1060401 ENTERTAINMENT - EXTERNAL	0	0	0	0	0	0	0	0	0	0	0
1060402 OFFICE REFRESHMENTS	6,000	10,000	6,000	0	0	6,000	0	0	6,504	0	0
1060403 CATERING	0	0	0	0	0	0	0	0	6,000	0	0
1060404 INTERNAL BURSARIES	0	0	0	0	0	0	0	0	0	0	0
1060405 EXTERNAL BURSARIES	0	0	0	0	0	0	0	0	0	0	0
1060601 GENERAL EXPENSES FROM GRANTS	0	0	0	0	0	0	0	0	0	0	0
1060701 IDP EXPENSES	0	0	0	0	0	0	0	0	0	0	0
1060702 INTERGOVERNMENTAL RELATIONS	0	0	0	0	0	0	0	0	0	0	0
1061101 LEGAL CHARGES	0	0	0	0	0	0	0	0	0	0	0
1061102 LICENSE FEES	0	0	10,000	0	7,000	0	0	0	0	0	0
1061104 LOSS ON THE SALE OF ASSETS	0	0	0	0	0	0	0	0	0	0	0
1061106 LAUNDRY CHARGES	0	0	0	0	0	0	0	0	0	0	0
1061201 MARKETING/PROMOTION/ADVERTISEMENTS	0	0	0	0	0	0	0	0	0	0	0
1061203 MEMBERSHIP FEES	0	16,000	0	0	0	0	0	0	0	0	0
1061204 MAYORAL ALLOWANCES GENERAL	0	0	0	0	0	0	0	0	0	0	0
1061501 PERIODICALS/REFERENCE BOOK/MAGAZINES	0	0	0	0	0	0	0	0	0	0	0
1061502 POSTAGE	0	0	0	0	0	0	0	0	0	0	0
1061507 PUBLICITY	0	0	0	0	0	0	0	0	0	0	0
1061508 PUBLIC PARTICIPATION	0	0	0	0	0	0	0	0	0	0	0
1061701 RENTAL	0	0	0	0	0	0	0	0	0	0	0
1061705 REFUSE REMOVAL	0	0	0	0	0	0	0	0	0	0	0
1061799 STATIONERY	8,000	35,000	8,000	0	0	0	0	0	10,000	0	0
1061800 PRINTING AND BINDING	0	24,000	0	0	0	0	0	0	25,000	0	0
1061801 STOCK AND MATERIALS	0	0	0	0	0	0	0	0	8,000	0	0
1061802 SPECIAL PROJECTS	0	0	0	0	0	0	0	0	0	0	0
1061805 SEWERAGE BASIC	0	0	0	0	0	0	0	0	0	0	0
1061806 SUBSISTENCE & TRAVEL	20,000	30,000	20,000	0	0	8,000	0	0	20,000	0	0

SEDIBENG DISTRICT MUNICIPALITY
BUDGET PER SECTION 2010/2011

	440501	440502	440511	440512	440513	440521	440522	440523	440601	441101	441102
	UTILITIES ADMIN	FRESH PRODUCE MARKET	VEREENIGING AIRPORT	VANDERBIJL AIRPORT	HEIDELBERG AIRPORT	EMFULENI TAXI RANK	MIDVAAL TAXI RANK	LESEDI TAXI RANK	CORPORATE SPECIAL PROJECTS	IT EMFULENI	IT LESEDI
1061899	TELEPHONE - OFFICE	0	0	0	0	0	0	0	0	0	0
1061900	TELEPHONE - CELL PHONES	24,000	9,000	9,000	0	0	9,000	0	38,000	0	0
1061902	TRAINING	30,000	50,000	30,000	0	0	0	0	30,000	0	0
1061903	TRANSPORT - FUEL AND OIL	0	0	0	0	0	0	0	0	0	0
1061904	AVIATION FUEL	0	0	500,000	0	0	0	0	0	0	0
1062001	UNIFORMS	0	25,000	16,000	0	0	0	0	0	0	0
1062003	CAMPAIGNS	0	0	0	0	0	0	0	0	0	0
1062009	OR TAMBO GAMES	0	0	0	0	0	0	0	0	0	0
1062010	2010 PROJECT	0	0	0	0	0	0	0	0	0	0
1062201	WATER	0	0	0	0	0	0	0	0	0	0
1066990	SUB-TOTAL GENERAL EXPENDITURE-DEPARTMENT	106,000	887,273	899,000	0	207,000	423,000	264,996	212,004	178,304	0
1080000	GENERAL EXPEND - FIN SERVICES										
1088020	CASUALTY CONTRIBUTION	0	0	0	0	0	0	0	0	0	0
1088080	INSURANCE - PREMIUM	0	0	0	0	0	0	0	0	0	0
1088081	INSURANCE - EXCESS PAYMENTS	0	0	0	0	0	0	0	0	0	0
1088082	INSURANCE - PORTION OF SELF INSURANCE	0	0	0	0	0	0	0	0	0	0
1088083	INTEREST EXTERNAL BORROWINGS	0	0	0	0	0	0	0	0	0	0
1088084	GRANTS & SUBSIDIES PAID	0	0	0	0	0	0	0	0	0	0
1088085	REDEMPTION - EXTERNAL BORROWINGS	0	0	0	0	0	0	0	0	0	0
1088110	LOSS ON THE SALE OF ASSETS	0	0	0	0	0	0	0	0	0	0
1088180	SKILLS DEVELOPMENT LEVY	0	0	0	0	0	0	0	0	0	0
1088990	SUB-TOTAL GENERAL EXPENDITURE - FIN SERV	0	0	0	0	0	0	0	0	0	0
1089995	TOTAL GENERAL EXPENDITURE	106,000	887,273	899,000	0	207,000	423,000	264,996	212,004	178,304	0
1100000	REPAIR AND MAINTENANCE										
1101200	MAINT - BUILDINGS FENCES & SITES	0	0	0	0	0	0	0	0	0	0
1101201	MAINT - NETWORK / INFRASTRUCTURE	0	0	0	0	0	0	0	0	0	0
1101203	MAINT - PLANT EQUIPMENT & FURNITURE	0	0	0	0	0	0	0	0	0	0
1101204	MAINT - VEHICLES	0	0	0	0	0	0	0	0	0	0
1109995	TOTAL REPAIR AND MAINTENANCE	0	0	0	0	0	0	0	0	0	0
1120000	DEPRECIATION										
1120300	DEPRECIATION	0	0	0	0	0	0	0	0	0	0
1129990	TOTAL DEPRECIATION	0	0	0	0	0	0	0	0	0	0
1130000	CONTRIBUTIONS TO PROVISIONS										
1130200	CONTR - PROVISION FOR BAD DEBTS	0	0	0	0	0	0	0	0	0	0
1130201	CONTR - PROVISION FOR LEAVE	0	0	0	0	0	0	0	0	0	0
1139995	SUB-TOTAL CONTRIBUTIONS TO PROVISIONS	0	0	0	0	0	0	0	0	0	0
1199998	TOTAL EXPENDITURE	2,029,725	3,119,409	2,004,196	0	207,000	423,000	264,996	212,004	1,577,374	4,947,629
2200000	OPERATING INCOME GENERATED										
2230000	TARIFF CHARGES OTHER										
2231202	MARKET INCOME	0	-9,150,000	0	0	0	0	0	0	0	0
2231900	TECHNORAMA SHOW SALES	0	0	0	0	0	0	0	0	0	0
2239995	SUB-TOTAL TARIFF CHARGES LEVIED	0	-9,150,000	0	0	0	0	0	0	0	0
2240000	GOVERNMENT GRANTS AND SUBSIDIES										
2240001	AMBULANCE SUBSIDIES	0	0	0	0	0	0	0	0	0	0
2240002	HEALTH SUBSIDIES	0	0	0	0	0	0	0	0	0	0

SEDIBENG DISTRICT MUNICIPALITY
BUDGET PER SECTION 2010/2011

	440501	440502	440511	440512	440513	440521	440522	440523	440601	441101	441102
	UTILITIES ADMIN	FRESH PRODUCE MARKET	VEREENIGING AIRPORT	VANDERBIJL AIRPORT	HEIDELBERG AIRPORT	EMFULENI TAXI RANK	MIDVAAL TAXI RANK	LESEDI TAXI RANK	CORPORATE SPECIAL PROJECTS	IT EMFULENI	IT LESEDI
2240400	EQUITABLE SHARE	0	0	0	0	0	0	0	0	0	0
2240500	SUPPORT GRANTS RECEIVED	0	0	0	0	0	0	0	0	0	0
2249995	SUB-TOTAL GOVERN GRANTS & SUBSIDIES	0	0	0	0	0	0	0	0	0	0
2260000	INTEREST										
2260806	INTEREST ON ARREARS - OTHER	0	0	0	0	0	0	0	0	0	0
2260807	INTEREST ON MOTORCAR LOANS	0	0	0	0	0	0	0	0	0	0
2260808	INTEREST ON INVESTMENTS	0	0	0	0	0	0	0	0	0	0
2260810	INTEREST ON RSC LEVIES	0	0	0	0	0	0	0	0	0	0
2269995	SUB-TOTAL INTEREST	0	0	0	0	0	0	0	0	0	0
2270000	RENT FACILITIES AND EQUIPMENT										
2271701	RENTAL MUNICIPAL PROPERTIES	0	0	0	0	0	0	0	0	0	0
2271702	RENTAL CUTLERY	0	0	0	0	0	0	0	0	0	0
2271703	RENTAL SOUND EQUIPMENT	0	0	0	0	0	0	0	0	0	0
2271704	RENTAL CITY HALL CAR PARKING	0	0	0	0	0	0	0	0	0	0
2279995	SUB-TOTAL RENT FACILITIES & EQUIP	0	0	0	0	0	0	0	0	0	0
2280000	LICENSES AND PERMITS										
2280001	LICENSES & PERMIT INCOME	0	0	0	0	0	0	0	0	0	0
2280002	RD CHEQUES / REDEPOSITS	0	0	0	0	0	0	0	0	0	0
2280003	SURPLUS CASH - LICENSING	0	0	0	0	0	0	0	0	0	0
2280004	OVER / UNDER BANKINGS	0	0	0	0	0	0	0	0	0	0
2289995	SUB-TOTAL LICENSES AND PERMITS	0	0	0	0	0	0	0	0	0	0
2300000	OTHER INCOME										
2300001	AMBULANCE FEES	0	0	0	0	0	0	0	0	0	0
2300002	AIRFIELD FUEL	0	0	-504,000	0	0	0	0	0	0	0
2300003	AIRFIELD LANDING FEES	0	0	0	0	0	0	0	0	0	0
2300204	COMMISSION ON SALARY DEDUCTIONS	0	0	0	0	0	0	0	0	0	0
2300800	IT CHARGES MIDVAAL	0	0	0	0	0	0	0	0	0	0
2300801	IT CHARGES EMFULENI	0	0	0	0	0	0	0	0	-4,947,630	0
2300802	INFLAMMABLE LIQUIDS	0	0	0	0	0	0	0	0	0	0
2300803	INTERNAL TRANSFERS	0	0	0	0	0	0	0	0	0	0
2301503	PROFIT SALE OF ASSETS	0	0	0	0	0	0	0	0	0	0
2301802	SUNDRIES / UNALLOCATED INCOME	0	0	0	0	-72,000	0	0	0	0	0
2301803	SKILLS LEVY INCOME	0	0	0	0	0	0	0	0	0	0
2301900	TELEPHONE INCOME	0	0	0	0	0	0	0	0	0	0
2301901	TENDER INCOME	0	0	0	0	0	0	0	0	0	0
2309995	SUB-TOTAL OTHER INCOME	0	0	-504,000	0	0	-72,000	0	0	-4,947,630	0
2359997	SUB-TOTAL OPERATING INC GENERATED	0	-9,150,000	-504,000	0	0	-72,000	0	0	-4,947,630	0
2379995	TOTAL DIRECT OPERATING INC GENERATED	0	-9,150,000	-504,000	0	0	-72,000	0	0	-4,947,630	0
2459998	TOTAL OPERATING INCOME	0	-9,150,000	-504,000	0	0	-72,000	0	0	-4,947,630	0
3010000	OPERATING SURPLUS / DEFICIT										
3010001	TOTAL EXPENDITURE	2,029,725	3,119,409	2,004,196	0	207,000	423,000	264,996	212,004	1,577,374	4,947,629
3010002	TOTAL OPERATING INCOME	0	-9,150,000	-504,000	0	0	-72,000	0	0	-4,947,630	0
	Less: Capital Grant Income										
3019995	TOTAL OPERATING SURPLUS / (DEFICIT)	2,029,725	-6,030,591	1,500,196	0	207,000	351,000	264,996	212,004	1,577,374	-1
4030000	NEW CAPITAL										

SEDIBENG DISTRICT MUNICIPALITY
BUDGET PER SECTION 2010/2011

		440501	440502	440511	440512	440513	440521	440522	440523	440601	441101	441102
		UTILITIES ADMIN	FRESH PRODUCE MARKET	VEREENIGING AIRPORT	VANDERBIJL AIRPORT	HEIDELBERG AIRPORT	EMFULENI TAXI RANK	MIDVAAL TAXI RANK	LESEDI TAXI RANK	CORPORATE SPECIAL PROJECTS	IT EMFULENI	IT LESEDI
4030001	FURNITURE AND EQUIPMENT	50,000	0	0	0	0	45,000	0	0	67,500	0	0
4030002	COMPUTERS AND PRINTERS	40,000	0	0	0	0	50,000	0	0	30,000	0	0
4030003	VEHICLES	0	0	0	0	0	0	0	0	0	0	0
4030004	CAPITAL PROJECTS	0	2,840,000	3,100,000	0	2,700,000	2,450,000	0	650,000	0	0	0
4030005	NETWORKS	0	0	0	0	0	0	0	0	0	0	0
4039995	TOTAL NEW CAPITAL	90,000	2,840,000	3,100,000	0	2,700,000	2,545,000	0	650,000	97,500	0	0
4030000	RENEWAL OF EXISTING CAPITAL											
4031001	FURNITURE AND EQUIPMENT	0	0	0	0	0	0	0	0	0	0	0
4031002	COMPUTERS AND PRINTERS	0	0	0	0	0	0	0	0	0	0	0
4031003	VEHICLES	0	0	0	0	0	0	0	0	0	0	0
4031004	CAPITAL PROJECTS	0	0	0	0	0	0	0	0	0	0	0
4031005	NETWORKS	0	0	0	0	0	0	0	0	0	0	0
4039995	TOTAL RENEWAL OF EXISTING CAPITAL	0	0	0	0	0	0	0	0	0	0	0
4039995	TOTAL CAPITAL	90,000	2,840,000	3,100,000	0	2,700,000	2,545,000	0	650,000	97,500	0	0

SEDIBENG DISTRICT MUNICIPALITY
BUDGET PER SECTION 2010/2011

	442101	442102	450101	450102	450103	450104	450201	450301	450302	450303	450304
	IT SEDIBENG	IT MIDVAAL	BASIC SERVICES	INFRASTRUCTURE	TRANSPORT PLANNING	TRANSPORT PLANNING & INFRASTRUCTURE ADMIN	TRANSPORT, INFRASTRUCTURE & ENVIRONMENT - ADMIN	AIR QUALITY MANAGEMENT	ENVIRONMENTAL PLANNING AND COORDINATION	MUNICIPAL HEALTH SERVICES	ENVIRONMENT - ADMIN SUPPORT
1000000 EXPENDITURE											
1010000 EMPLOYEE/COUNCILORS RELATED COST											
1020000 EMPLOYEE SALARIES AND ALLOWANCES											
1020001 ACTING ALLOWANCE	0	0	0	0	0	0	0	0	0	0	0
1020002 BASIC SALARIES	3,017,244	576,408	308,688	0	1,292,747	0	1,056,271	308,688	1,050,301	308,688	639,432
1020004 HOUSING SUBSIDY	47,256	8,232	8,232	0	15,540	0	0	8,232	16,464	0	8,232
1020005 INDUSTRIAL COUNCIL LEVY	585	135	45	0	270	0	135	45	180	45	135
1020006 LEAVE BONUS	220,111	48,034	25,724	0	90,578	0	24,985	25,724	72,554	25,724	53,286
1020007 OVERTIME	0	0	0	0	0	0	0	0	0	0	0
1020009 REDEMPTION OF LEAVE	0	0	0	0	0	0	0	0	0	0	0
1020010 STANDBY ALLOWANCE	0	0	0	0	0	0	0	0	0	0	0
1020011 TELEPHONE ALLOWANCE	0	0	0	0	0	0	0	0	0	0	0
1020012 TRANSPORT ALLOWANCE	657,597	0	153,756	0	178,357	0	90,000	152,544	308,109	155,719	178,357
1020013 U.I.F	19,466	4,492	1,497	0	8,872	0	4,057	1,497	5,989	1,497	4,353
1020014 PROVISION SALARY VACANCIES	0	0	0	0	0	0	0	0	0	0	0
1029990 SUB-TOTAL EMPLOYEE SALARIES & ALLOWANCES	3,962,259	637,301	497,942	0	1,586,364	0	1,175,447	496,730	1,453,597	491,674	883,795
1030000 EMPLOYEE SOCIAL CONTRIBUTIONS											
1030001 GROUP INSURANCE	53,022	11,528	6,174	0	21,795	0	6,010	6,174	17,413	6,174	12,789
1030002 MEDICAL FUND	198,199	63,737	34,632	0	75,744	0	22,824	0	62,734	36,960	47,513
1030003 PENSION FUND	583,238	126,810	67,911	0	226,016	0	66,106	67,911	179,411	67,911	134,555
1030004 MEDICAL FUND PENSIONERS	0	0	0	0	0	0	0	0	0	0	0
1039990 SUB-TOTAL EMPLOYEE SOCIAL CONTRIBUTIONS	834,458	202,075	108,717	0	323,555	0	94,940	74,085	259,558	111,045	194,856
1040000 REMUNERATION OF COUNCILORS											
1040001 ALLOWANCE COUNCILORS	0	0	0	0	0	0	0	0	0	0	0
1040002 MEDICAL FUND COUNCILORS	0	0	0	0	0	0	0	0	0	0	0
1040003 OFFICE ALLOWANCE COUNCILORS	0	0	0	0	0	0	0	0	0	0	0
1040004 PENSION FUND COUNCILORS	0	0	0	0	0	0	0	0	0	0	0
1040005 TELEPHONE ALLOWANCE COUNCILORS	0	0	0	0	0	0	0	0	0	0	0
1040006 TRANSPORT ALLOWANCE COUNCILORS	0	0	0	0	0	0	0	0	0	0	0
1040007 HOUSING ALLOWANCE COUNCILORS	0	0	0	0	0	0	0	0	0	0	0
1040008 SITTING ALLOWANCE	0	0	0	0	0	0	0	0	0	0	0
1049990 SUB-TOTAL REMUNERATION OF COUNCILORS	0	0	0	0	0	0	0	0	0	0	0
1049995 TOTAL EMPLOYEE/COUNCILORS RELATED COST	4,796,717	839,376	606,659	0	1,909,918	0	1,270,388	570,815	1,713,155	602,719	1,078,651
1050000 GENERAL EXPENDITURE											
1060000 GENERAL EXPEND - DEPARTMENTS											
1060001 AUDIT FEES	0	0	0	0	0	0	0	0	0	0	10
1060003 ADVERTISEMENTS	0	0	0	0	0	0	0	0	0	0	0
1060090 BAD DEBTS	0	0	0	0	0	0	0	0	0	0	0
1060100 BANK CHARGES	0	0	0	0	0	0	0	0	0	0	0
1060200 COLLECTION COST	0	0	0	0	0	0	0	0	0	0	0
1060201 COMPUTER SYSTEMS	1,440,000	0	0	0	0	0	0	0	0	0	0
1060204 CONTRACTED SERVICES	308,000	0	0	0	0	0	0	70,480	465,480	0	0
1060205 LOCAL MUNICIPALITIES AGENCY SERVICES	0	0	0	0	0	0	0	0	0	12,212,387	0
1060207 COMPUTER REQUIREMENTS	1,155,000	0	0	0	0	0	0	0	0	0	0
1060208 CONGRESSES / ATT. MEETINGS	45,000	0	10,000	0	10,000	11,000	0	23,166	0	13,000	6,000
1060209 CONSULTATION FEES	131,250	0	150,000	0	250,000	0	0	80,000	0	0	0
1060210 WORKSHOPS	54,200	0	0	0	30,000	0	0	65,000	0	0	0

SEDIBENG DISTRICT MUNICIPALITY
BUDGET PER SECTION 2010/2011

	442101	442102	450101	450102	450103	450104	450201	450301	450302	450303	450304
	IT SEDIBENG	IT MIDVAAL	BASIC SERVICES	INFRASTRUCTUR E	TRANSPORT PLANNING	TRANSPORT PLANNING & INFRASTRUCTUR E ADMIN	TRANSPORT, INFR ASTRUCTURE & ENVIRONMENT - ADMIN	AIR QUALITY MANAGEMENT	ENVIRONMENTAL PLANNING AND COORDINATION	MUNICIPAL HEALTH SERVICES	ENVIRONMENT - ADMIN SUPPORT
1060303 DONATIONS/GRANTS COUNCIL	0	0	0	0	0	0	0	0	0	0	0
1060304 DISASTER RECOVERY	360,000	0	0	0	0	0	0	0	0	0	0
1060305 DATA ACCOUNT	281,000	0	0	0	0	0	0	0	0	0	0
1060400 ELECTRICITY	0	0	0	0	0	0	0	0	0	0	0
1060401 ENTERTAINMENT - EXTERNAL	0	0	0	0	0	0	2,500	0	0	0	0
1060402 OFFICE REFRESHMENTS	33,000	0	0	0	0	0	24,000	0	0	0	0
1060403 CATERING	15,000	0	0	0	0	0	100,000	0	0	0	0
1060404 INTERNAL BURSARIES	0	0	0	0	0	0	0	0	0	0	0
1060405 EXTERNAL BURSARIES	0	0	0	0	0	0	0	0	0	0	0
1060601 GENERAL EXPENSES FROM GRANTS	0	0	0	0	0	0	0	0	0	0	0
1060701 IDP EXPENSES	0	0	0	0	0	0	0	0	0	0	0
1060702 INTERGOVERNMENTAL RELATIONS	0	0	0	0	0	0	0	0	0	0	0
1061101 LEGAL CHARGES	0	0	0	0	0	0	0	0	0	0	0
1061102 LICENSE FEES	3,698,000	0	0	0	0	0	0	0	0	0	0
1061104 LOSS ON THE SALE OF ASSETS	0	0	0	0	0	0	0	0	0	0	0
1061106 LAUNDRY CHARGES	0	0	0	0	0	0	0	0	0	0	0
1061201 MARKETING/PROMOTION/ADVERTISEMENTS	0	0	0	0	0	0	0	0	0	0	0
1061203 MEMBERSHIP FEES	0	0	0	0	0	0	0	0	0	0	0
1061204 MAYORAL ALLOWANCES GENERAL	0	0	0	0	0	0	0	0	0	0	0
1061501 PERIODICALS/REFERENCE BOOK/MAGAZINES	0	0	2,880	0	720	0	6,960	0	0	0	0
1061502 POSTAGE	0	0	0	0	0	0	0	0	0	0	0
1061507 PUBLICITY	0	0	0	0	0	0	0	0	0	0	0
1061508 PUBLIC PARTICIPATION	0	0	0	0	0	0	0	0	0	0	0
1061701 RENTAL	150,000	0	0	0	0	0	0	0	0	0	0
1061705 REFUSE REMOVAL	0	0	0	0	0	0	0	0	0	0	0
1061799 STATIONERY	31,500	0	0	0	0	0	24,000	0	0	0	0
1061800 PRINTING AND BINDING	0	0	20,000	0	0	0	0	0	0	0	0
1061801 STOCK AND MATERIALS	23,100	0	0	0	0	1,000	4,992	600	0	500	0
1061802 SPECIAL PROJECTS	0	0	0	0	0	0	0	0	0	0	0
1061805 SEWERAGE BASIC	0	0	0	0	0	0	0	0	0	0	0
1061806 SUBSISTENCE & TRAVEL	100,000	0	800	0	0	0	0	0	0	3,600	69,600

SEDIBENG DISTRICT MUNICIPALITY
BUDGET PER SECTION 2010/2011

	442101	442102	450101	450102	450103	450104	450201	450301	450302	450303	450304
	IT SEDIBENG	IT MIDVAAL	BASIC SERVICES	INFRASTRUCTURE	TRANSPORT PLANNING	TRANSPORT PLANNING & INFRASTRUCTURE ADMIN	TRANSPORT, INFRASTRUCTURE & ENVIRONMENT - ADMIN	AIR QUALITY MANAGEMENT	ENVIRONMENTAL PLANNING AND COORDINATION	MUNICIPAL HEALTH SERVICES	ENVIRONMENT - ADMIN SUPPORT
1061899 TELEPHONE - OFFICE	0	0	0	0	0	0	0	0	0	0	0
1061900 TELEPHONE - CELL PHONES	156,480	0	10,080	10,080	19,200	13,680	35,280	27,360	0	11,880	0
1061902 TRAINING	105,000	0	0	0	20,000	10,000	50,000	54,000	0	0	50,000
1061903 TRANSPORT - FUEL AND OIL	0	0	0	0	0	0	0	0	0	0	0
1061904 AVIATION FUEL	0	0	0	0	0	0	0	0	0	0	0
1062001 UNIFORMS	10,000	0	0	0	0	0	0	27,600	0	0	11,000
1062003 CAMPAIGNS	0	0	0	0	0	0	0	0	0	0	0
1062009 OR TAMBO GAMES	0	0	0	0	0	0	0	0	0	0	0
1062010 2010 PROJECT	0	0	0	0	0	0	0	0	0	0	0
1062201 WATER	0	0	0	0	0	0	0	0	0	0	0
1066990 SUB-TOTAL GENERAL EXPENDITURE-DEPARTMENT	8,096,530	0	193,760	10,080	329,920	35,680	247,732	348,206	465,480	12,241,367	136,610
1080000 GENERAL EXPEND - FIN SERVICES											
1088020 CASUALTY CONTRIBUTION	0	0	0	0	0	0	0	0	0	0	0
1088080 INSURANCE - PREMIUM	0	0	0	0	0	0	0	0	0	0	0
1088081 INSURANCE - EXCESS PAYMENTS	0	0	0	0	0	0	0	0	0	0	0
1088082 INSURANCE - PORTION OF SELF INSURANCE	0	0	0	0	0	0	0	0	0	0	0
1088083 INTEREST EXTERNAL BORROWINGS	0	0	0	0	0	0	0	0	0	0	0
1088084 GRANTS & SUBSIDIES PAID	0	0	0	0	0	0	0	0	0	0	0
1088085 REDEMPTION - EXTERNAL BORROWINGS	0	0	0	0	0	0	0	0	0	0	0
1088110 LOSS ON THE SALE OF ASSETS	0	0	0	0	0	0	0	0	0	0	0
1088180 SKILLS DEVELOPMENT LEVY	0	0	0	0	0	0	0	0	0	0	0
1088990 SUB-TOTAL GENERAL EXPENDITURE - FIN SERV	0	0	0	0	0	0	0	0	0	0	0
1089995 TOTAL GENERAL EXPENDITURE	8,096,530	0	193,760	10,080	329,920	35,680	247,732	348,206	465,480	12,241,367	136,610
1100000 REPAIR AND MAINTENANCE											
1101200 MAINT - BUILDINGS FENCES & SITES	0	0	0	0	0	0	0	0	0	0	0
1101201 MAINT - NETWORK / INFRASTRUCTURE	550,000	0	0	0	0	0	0	0	0	0	0
1101203 MAINT - PLANT EQUIPMENT & FURNITURE	390,000	0	0	0	0	0	0	0	0	0	0
1101204 MAINT - VEHICLES	0	0	0	0	0	0	0	0	0	0	0
1109995 TOTAL REPAIR AND MAINTENANCE	940,000	0	0	0	0	0	0	0	0	0	0
1120000 DEPRECIATION											
1120300 DEPRECIATION	0	0	0	0	0	0	0	0	0	0	0
1129990 TOTAL DEPRECIATION	0	0	0	0	0	0	0	0	0	0	0
1130000 CONTRIBUTIONS TO PROVISIONS											
1130200 CONTR - PROVISION FOR BAD DEBTS	0	0	0	0	0	0	0	0	0	0	0
1130201 CONTR - PROVISION FOR LEAVE	0	0	0	0	0	0	0	0	0	0	0
1139995 SUB-TOTAL CONTRIBUTIONS TO PROVISIONS	0	0	0	0	0	0	0	0	0	0	0
1199998 TOTAL EXPENDITURE	13,833,247	839,376	800,419	10,080	2,239,838	35,680	1,518,120	919,021	2,178,635	12,844,086	1,215,261
2200000 OPERATING INCOME GENERATED											
2230000 TARIFF CHARGES OTHER											
2231202 MARKET INCOME	0	0	0	0	0	0	0	0	0	0	0
2231900 TECHNORAMA SHOW SALES	0	0	0	0	0	0	0	0	0	0	0
2239995 SUB-TOTAL TARIFF CHARGES LEVIED	0	0	0	0	0	0	0	0	0	0	0
2240000 GOVERNMENT GRANTS AND SUBSIDIES											
2240001 AMBULANCE SUBSIDIES	0	0	0	0	0	0	0	0	0	0	0
2240002 HEALTH SUBSIDIES	0	0	0	0	0	0	0	0	0	0	0

SEDIBENG DISTRICT MUNICIPALITY
BUDGET PER SECTION 2010/2011

	442101	442102	450101	450102	450103	450104	450201	450301	450302	450303	450304
	IT SEDIBENG	IT MIDVAAL	BASIC SERVICES	INFRASTRUCTURE	TRANSPORT PLANNING	TRANSPORT PLANNING & INFRASTRUCTURE ADMIN	TRANSPORT, INFRASTRUCTURE & ENVIRONMENT - ADMIN	AIR QUALITY MANAGEMENT	ENVIRONMENTAL PLANNING AND COORDINATION	MUNICIPAL HEALTH SERVICES	ENVIRONMENT - ADMIN SUPPORT
2240400	EQUITABLE SHARE	0	0	0	0	0	0	0	0	0	0
2240500	SUPPORT GRANTS RECEIVED	0	0	0	0	0	0	0	0	0	0
2249995	SUB-TOTAL GOVERN GRANTS & SUBSIDIES	0	0	0	0	0	0	0	0	0	0
2260000	INTEREST										
2260806	INTEREST ON ARREARS - OTHER	0	0	0	0	0	0	0	0	0	0
2260807	INTEREST ON MOTORCAR LOANS	0	0	0	0	0	0	0	0	0	0
2260808	INTEREST ON INVESTMENTS	0	0	0	0	0	0	0	0	0	0
2260810	INTEREST ON RSC LEVIES	0	0	0	0	0	0	0	0	0	0
2269995	SUB-TOTAL INTEREST	0	0	0	0	0	0	0	0	0	0
2270000	RENT FACILITIES AND EQUIPMENT										
2271701	RENTAL MUNICIPAL PROPERTIES	0	0	0	0	0	0	0	0	0	0
2271702	RENTAL CUTLERY	0	0	0	0	0	0	0	0	0	0
2271703	RENTAL SOUND EQUIPMENT	0	0	0	0	0	0	0	0	0	0
2271704	RENTAL CITY HALL CAR PARKING	0	0	0	0	0	0	0	0	0	0
2279995	SUB-TOTAL RENT FACILITIES & EQUIP	0	0	0	0	0	0	0	0	0	0
2280000	LICENSES AND PERMITS										
2280001	LICENSES & PERMIT INCOME	0	0	0	0	0	0	0	0	0	0
2280002	RD CHEQUES / REDEPOSITS	0	0	0	0	0	0	0	0	0	0
2280003	SURPLUS CASH - LICENSING	0	0	0	0	0	0	0	0	0	0
2280004	OVER / UNDER BANKINGS	0	0	0	0	0	0	0	0	0	0
2289995	SUB-TOTAL LICENSES AND PERMITS	0	0	0	0	0	0	0	0	0	0
2300000	OTHER INCOME										
2300001	AMBULANCE FEES	0	0	0	0	0	0	0	0	0	0
2300002	AIRFIELD FUEL	0	0	0	0	0	0	0	0	0	0
2300003	AIRFIELD LANDING FEES	0	0	0	0	0	0	0	0	0	0
2300204	COMMISSION ON SALARY DEDUCTIONS	0	0	0	0	0	0	0	0	0	0
2300800	IT CHARGES MIDVAAL	0	-839,376	0	0	0	0	0	0	0	0
2300801	IT CHARGES EMFULENI	0	0	0	0	0	0	0	0	0	0
2300802	INFLAMMABLE LIQUIDS	0	0	0	0	0	0	0	0	0	0
2300803	INTERNAL TRANSFERS	0	0	0	0	0	0	0	0	0	0
2301503	PROFIT SALE OF ASSETS	0	0	0	0	0	0	0	0	0	0
2301802	SUNDRIES / UNALLOCATED INCOME	0	0	0	0	0	0	0	0	0	0
2301803	SKILLS LEVY INCOME	0	0	0	0	0	0	0	0	0	0
2301900	TELEPHONE INCOME	0	0	0	0	0	0	0	0	0	0
2301901	TENDER INCOME	0	0	0	0	0	0	0	0	0	0
2309995	SUB-TOTAL OTHER INCOME	0	-839,376	0	0	0	0	0	0	0	0
2359997	SUB-TOTAL OPERATING INC GENERATED	0	-839,376	0	0	0	0	0	0	0	0
2379995	TOTAL DIRECT OPERATING INC GENERATED	0	-839,376	0	0	0	0	0	0	0	0
2459998	TOTAL OPERATING INCOME	0	-839,376	0	0	0	0	0	0	0	0
3010000	OPERATING SURPLUS / DEFICIT										
3010001	TOTAL EXPENDITURE	13,833,247	839,376	800,419	10,080	2,239,838	35,680	1,518,120	919,021	2,178,635	12,844,086
3010002	TOTAL OPERATING INCOME	0	-839,376	0	0	0	0	0	0	0	0
	Less: Capital Grant Income										
3019995	TOTAL OPERATING SURPLUS / (DEFICIT)	13,833,247	0	800,419	10,080	2,239,838	35,680	1,518,120	919,021	2,178,635	12,844,086
4030000	NEW CAPITAL										

**SEDIBENG DISTRICT MUNICIPALITY
BUDGET PER SECTION 2010/2011**

		442101	442102	450101	450102	450103	450104	450201	450301	450302	450303	450304
		IT SEDIBENG	IT MIDVAAL	BASIC SERVICES	INFRASTRUCTURE	TRANSPORT PLANNING	TRANSPORT PLANNING & INFRASTRUCTURE ADMIN	TRANSPORT, INFRASTRUCTURE & ENVIRONMENT - ADMIN	AIR QUALITY MANAGEMENT	ENVIRONMENTAL PLANNING AND COORDINATION	MUNICIPAL HEALTH SERVICES	ENVIRONMENT - ADMIN SUPPORT
4030001	FURNITURE AND EQUIPMENT	330,000	0	0	20,000	20,000	0	0	40,000	0	28,100	0
4030002	COMPUTERS AND PRINTERS	2,668,000	0	0	10,000	8,000	0	0	51,500	0	18,000	93,000
4030003	VEHICLES	200,000	0	0	0	150,000	0	0	375,800	0	0	0
4030004	CAPITAL PROJECTS	0	0	0	21,800,000	0	0	0	0	0	0	0
4030005	NETWORKS	7,000,000	0	0	0	0	0	0	0	0	0	0
4039995	TOTAL NEW CAPITAL	10,198,000	0	0	21,830,000	178,000	0	0	467,300	0	46,100	93,000
4030000	RENEWAL OF EXISTING CAPITAL											
4031001	FURNITURE AND EQUIPMENT	0	0	0	0	0	0	0	0	0	0	0
4031002	COMPUTERS AND PRINTERS	1,300,000	0	0	0	0	0	0	0	0	0	0
4031003	VEHICLES	0	0	0	0	0	0	0	0	0	0	0
4031004	CAPITAL PROJECTS	0	0	0	0	0	0	0	0	0	0	0
4031005	NETWORKS	0	0	0	0	0	0	0	0	0	0	0
4039995	TOTAL RENEWAL OF EXISTING CAPITAL	1,300,000	0	0	0	0	0	0	0	0	0	0
4039995	TOTAL CAPITAL	11,498,000	0	0	21,830,000	178,000	0	0	467,300	0	46,100	93,000

SEDIBENG DISTRICT MUNICIPALITY
BUDGET PER SECTION 2010/2011

	450401	450402	450403	450404	450405	470101	470102	470103	470104	470105	470106
	LICENSE SERVICES CENTRE - SUPPORT	LICENSE SERVICES CENTRE - VEREENIGING	LICENSE SERVICES CENTRE - VANDERBIJL PARK	LICENSE SERVICES CENTRE - MEYERTON	LICENSE SERVICES CENTRE - HEIDELBERG	SPED ADMIN	DEVELOPMENT PLANNING - SPECIAL PROJECTS	DEVELOPMENT PLANNING - LAND USE MANAGEMENT	TOURISM	HOUSING	KNOWLEDGE MANAGEMENT
1000000	EXPENDITURE										
1010000	EMPLOYEE/COUNCILORS RELATED COST										
1020000	EMPLOYEE SALARIES AND ALLOWANCES										
1020001	ACTING ALLOWANCE	0	0	0	0	0	0	0	0	0	0
1020002	BASIC SALARIES	1,335,275	6,614,935	6,285,028	3,617,965	2,998,120	865,124	996,162	308,688	1,536,700	1,350,405
1020004	HOUSING SUBSIDY	8,232	60,120	104,892	61,740	0	12,564	16,464	8,232	16,464	24,696
1020005	INDUSTRIAL COUNCIL LEVY	315	2,160	1,980	1,125	1,035	180	270	45	270	270
1020006	LEAVE BONUS	99,221	548,526	523,475	298,832	248,747	71,655	76,187	25,724	108,269	111,541
1020007	OVERTIME	0	0	0	0	0	0	0	0	0	0
1020009	REDEMPTION OF LEAVE	0	0	0	0	0	0	0	0	0	0
1020010	STANDBY ALLOWANCE	0	0	0	0	0	0	0	0	0	0
1020011	TELEPHONE ALLOWANCE	0	0	0	0	0	0	0	0	0	0
1020012	TRANSPORT ALLOWANCE	157,413	0	0	0	0	178,357	307,512	152,052	194,601	152,052
1020013	U.I.F	9,510	62,652	58,783	33,184	29,167	5,818	6,730	1,497	8,984	8,828
1020014	PROVISION SALARY VACANCIES	0	0	0	0	0	0	0	0	0	0
1029990	SUB-TOTAL EMPLOYEE SALARIES & ALLOWANCES	1,609,965	7,288,393	6,974,158	4,012,846	3,277,069	1,133,698	1,403,325	496,238	1,865,288	1,647,792
1030000	EMPLOYEE SOCIAL CONTRIBUTIONS										
1030001	GROUP INSURANCE	22,408	128,331	118,206	72,359	52,271	17,302	18,368	6,174	26,148	64,349
1030002	MEDICAL FUND	72,742	543,972	615,696	212,177	203,198	51,062	47,513	32,292	82,310	79,596
1030003	PENSION FUND	264,206	1,422,669	1,374,910	795,952	659,586	182,531	202,048	67,911	287,631	265,050
1030004	MEDICAL FUND PENSIONERS	0	0	0	0	0	0	0	0	0	0
1039990	SUB-TOTAL EMPLOYEE SOCIAL CONTRIBUTIONS	359,355	2,094,972	2,108,812	1,080,488	915,056	250,896	267,929	106,377	396,089	408,996
1040000	REMUNERATION OF COUNCILORS										
1040001	ALLOWANCE COUNCILORS	0	0	0	0	0	0	0	0	0	0
1040002	MEDICAL FUND COUNCILORS	0	0	0	0	0	0	0	0	0	0
1040003	OFFICE ALLOWANCE COUNCILORS	0	0	0	0	0	0	0	0	0	0
1040004	PENSION FUND COUNCILORS	0	0	0	0	0	0	0	0	0	0
1040005	TELEPHONE ALLOWANCE COUNCILORS	0	0	0	0	0	0	0	0	0	0
1040006	TRANSPORT ALLOWANCE COUNCILORS	0	0	0	0	0	0	0	0	0	0
1040007	HOUSING ALLOWANCE COUNCILORS	0	0	0	0	0	0	0	0	0	0
1040008	SITTING ALLOWANCE	0	0	0	0	0	0	0	0	0	0
1049990	SUB-TOTAL REMUNERATION OF COUNCILORS	0	0	0	0	0	0	0	0	0	0
1049995	TOTAL EMPLOYEE/COUNCILORS RELATED COST	1,969,321	9,383,364	9,082,970	5,093,334	4,192,125	1,384,594	1,671,254	602,615	2,261,377	2,056,788
1050000	GENERAL EXPENDITURE										
1060000	GENERAL EXPEND - DEPARTMENTS										
1060001	AUDIT FEES	0	0	0	0	0	0	0	0	0	0
1060003	ADVERTISEMENTS	0	0	0	0	0	0	0	0	0	0
1060090	BAD DEBTS	0	0	0	0	0	0	0	0	0	0
1060100	BANK CHARGES	262,932	0	0	0	0	0	0	0	0	0
1060200	COLLECTION COST	0	0	0	0	0	0	0	0	0	0
1060201	COMPUTER SYSTEMS	0	0	0	0	0	0	0	0	0	0
1060204	CONTRACTED SERVICES	179,330	0	0	0	0	0	150,000	0	0	0
1060205	LOCAL MUNICIPALITIES AGENCY SERVICES	0	0	0	0	0	0	0	0	0	0
1060207	COMPUTER REQUIREMENTS	0	0	0	0	0	0	0	0	0	0
1060208	CONGRESSES / ATT. MEETINGS	0	0	0	0	0	21,000	18,000	15,000	50,000	20,000
1060209	CONSULTATION FEES	0	0	0	0	0	0	0	280,000	600,000	180,000
1060210	WORKSHOPS	56,250	0	0	0	0	200,000	0	0	0	0

SEDIBENG DISTRICT MUNICIPALITY
BUDGET PER SECTION 2010/2011

	450401	450402	450403	450404	450405	470101	470102	470103	470104	470105	470106
	LICENSE SERVICES CENTRE - SUPPORT	LICENSE SERVICES CENTRE - VEREENIGING	LICENSE SERVICES CENTRE - VANDERBIJL PARK	LICENSE SERVICES CENTRE - MEYERTON	LICENSE SERVICES CENTRE - HEIDELBERG	SPED ADMIN	DEVELOPMENT PLANNING - SPECIAL PROJECTS	DEVELOPMENT PLANNING - LAND USE MANAGEMENT	TOURISM	HOUSING	KNOWLEDGE MANAGEMENT
1060303	DONATIONS/GRANTS COUNCIL	0	0	0	0	0	0	0	0	0	0
1060304	DISASTER RECOVERY	0	0	0	0	0	0	0	0	0	0
1060305	DATA ACCOUNT	0	0	0	0	0	0	0	0	0	0
1060400	ELECTRICITY	0	0	0	0	0	0	0	0	0	0
1060401	ENTERTAINMENT - EXTERNAL	0	0	0	0	2,500	0	0	0	0	0
1060402	OFFICE REFRESHMENTS	2,520	9,720	9,720	5,400	5,760	5,200	3,000	6,000	20,000	6,000
1060403	CATERING	0	0	0	0	0	200,000	0	0	0	0
1060404	INTERNAL BURSARIES	0	0	0	0	0	0	0	0	0	0
1060405	EXTERNAL BURSARIES	0	0	0	0	0	0	0	0	0	0
1060601	GENERAL EXPENSES FROM GRANTS	0	0	0	0	0	0	0	0	0	0
1060701	IDP EXPENSES	0	0	0	0	0	0	0	0	0	0
1060702	INTERGOVERNMENTAL RELATIONS	0	0	0	0	0	0	0	0	0	0
1061101	LEGAL CHARGES	0	0	0	0	0	0	0	0	0	0
1061102	LICENSE FEES	4,500	0	0	0	0	0	10,000	0	0	0
1061104	LOSS ON THE SALE OF ASSETS	0	0	0	0	0	0	0	0	0	0
1061106	LAUNDRY CHARGES	0	0	0	0	0	0	0	0	0	0
1061201	MARKETING/PROMOTION/ADVERTISEMENTS	0	0	0	0	0	0	0	1,200,000	0	0
1061203	MEMBERSHIP FEES	0	0	0	0	0	0	0	0	0	0
1061204	MAYORAL ALLOWANCES GENERAL	0	0	0	0	0	0	0	0	0	0
1061501	PERIODICALS/REFERENCE BOOK/MAGAZINES	10,000	0	0	0	0	18,000	0	0	0	0
1061502	POSTAGE	0	0	0	0	0	0	0	0	0	0
1061507	PUBLICITY	0	0	0	0	0	0	0	0	0	0
1061508	PUBLIC PARTICIPATION	0	0	0	0	0	0	0	0	0	0
1061701	RENTAL	0	183,940	183,940	216,400	497,720	0	0	20,000	0	0
1061705	REFUSE REMOVAL	0	0	0	0	0	0	0	0	0	0
1061799	STATIONERY	0	198,533	198,533	121,682	121,682	6,000	10,000	6,000	24,000	6,000
1061800	PRINTING AND BINDING	0	177,614	177,614	108,861	108,861	0	60,000	30,000	80,000	0
1061801	STOCK AND MATERIALS	0	11,510	11,510	7,055	7,055	2,000	0	0	0	0
1061802	SPECIAL PROJECTS	0	0	0	0	0	0	0	0	0	0
1061805	SEWERAGE BASIC	0	0	0	0	0	0	0	0	0	0
1061806	SUBSISTENCE & TRAVEL	4,416	18,295	18,926	10,724	10,724	26,252	0	50,000	150,000	40,000

SEDIBENG DISTRICT MUNICIPALITY
BUDGET PER SECTION 2010/2011

	450401	450402	450403	450404	450405	470101	470102	470103	470104	470105	470106
	LICENSE SERVICES CENTRE - SUPPORT	LICENSE SERVICES CENTRE - VEREENIGING	LICENSE SERVICES CENTRE - VANDERBIJL PARK	LICENSE SERVICES CENTRE - MEYERTON	LICENSE SERVICES CENTRE - HEIDELBERG	SPED ADMIN	DEVELOPMENT PLANNING - SPECIAL PROJECTS	DEVELOPMENT PLANNING - LAND USE MANAGEMENT	TOURISM	HOUSING	KNOWLEDGE MANAGEMENT
1061899	TELEPHONE - OFFICE	0	0	0	0	0	0	0	0	0	0
1061900	TELEPHONE - CELL PHONES	50,904	9,072	18,144	9,072	9,072	28,200	0	45,000	55,680	20,000
1061902	TRAINING	30,000	60,000	60,000	60,000	60,000	0	30,000	0	60,000	23,000
1061903	TRANSPORT - FUEL AND OIL	0	0	0	0	0	0	0	0	0	0
1061904	AVIATION FUEL	0	0	0	0	0	0	0	0	0	0
1062001	UNIFORMS	0	3,255	3,255	1,995	1,995	0	0	0	0	0
1062003	CAMPAIGNS	0	0	0	0	0	0	0	0	0	0
1062009	OR TAMBO GAMES	0	0	0	0	0	0	0	0	0	0
1062010	2010 PROJECT	0	0	0	0	0	0	0	0	0	0
1062201	WATER	0	0	0	0	0	0	0	0	0	0
1066990	SUB-TOTAL GENERAL EXPENDITURE-DEPARTMENT	600,852	671,939	681,642	541,189	822,869	509,152	271,000	442,000	2,259,680	300,000
1080000	GENERAL EXPEND - FIN SERVICES										
1088020	CASUALTY CONTRIBUTION	0	0	0	0	0	0	0	0	0	0
1088080	INSURANCE - PREMIUM	0	0	0	0	0	0	0	0	0	0
1088081	INSURANCE - EXCESS PAYMENTS	0	0	0	0	0	0	0	0	0	0
1088082	INSURANCE - PORTION OF SELF INSURANCE	0	0	0	0	0	0	0	0	0	0
1088083	INTEREST EXTERNAL BORROWINGS	0	0	0	0	0	0	0	0	0	0
1088084	GRANTS & SUBSIDIES PAID	0	0	0	0	0	0	0	0	0	0
1088085	REDEMPTION - EXTERNAL BORROWINGS	0	0	0	0	0	0	0	0	0	0
1088110	LOSS ON THE SALE OF ASSETS	0	0	0	0	0	0	0	0	0	0
1088180	SKILLS DEVELOPMENT LEVY	0	0	0	0	0	0	0	0	0	0
1088990	SUB-TOTAL GENERAL EXPENDITURE - FIN SERV	0	0	0	0	0	0	0	0	0	0
1089995	TOTAL GENERAL EXPENDITURE	600,852	671,939	681,642	541,189	822,869	509,152	271,000	442,000	2,259,680	300,000
1100000	REPAIR AND MAINTENANCE										
1101200	MAINT - BUILDINGS FENCES & SITES	0	0	0	0	0	0	0	0	0	0
1101201	MAINT - NETWORK / INFRASTRUCTURE	0	0	0	0	0	0	0	0	0	0
1101203	MAINT - PLANT EQUIPMENT & FURNITURE	0	3,875	3,875	2,375	2,375	0	0	0	0	0
1101204	MAINT - VEHICLES	0	0	0	0	0	0	0	0	0	0
1109995	TOTAL REPAIR AND MAINTENANCE	0	3,875	3,875	2,375	2,375	0	0	0	0	0
1120000	DEPRECIATION										
1120300	DEPRECIATION	0	0	0	0	0	0	0	0	0	0
1129990	TOTAL DEPRECIATION	0	0	0	0	0	0	0	0	0	0
1130000	CONTRIBUTIONS TO PROVISIONS										
1130200	CONTR - PROVISION FOR BAD DEBTS	0	0	0	0	0	0	0	0	0	0
1130201	CONTR - PROVISION FOR LEAVE	0	0	0	0	0	0	0	0	0	0
1139995	SUB-TOTAL CONTRIBUTIONS TO PROVISIONS	0	0	0	0	0	0	0	0	0	0
1199998	TOTAL EXPENDITURE	2,570,173	10,059,178	9,768,487	5,636,898	5,017,369	1,893,746	1,942,254	1,044,615	4,521,057	2,356,788
2200000	OPERATING INCOME GENERATED										
2230000	TARIFF CHARGES OTHER										
2231202	MARKET INCOME	0	0	0	0	0	0	0	0	0	0
2231900	TECHNORAMA SHOW SALES	0	0	0	0	0	0	0	0	0	0
2239995	SUB-TOTAL TARIFF CHARGES LEVIED	0	0	0	0	0	0	0	0	0	0
2240000	GOVERNMENT GRANTS AND SUBSIDIES										
2240001	AMBULANCE SUBSIDIES	0	0	0	0	0	0	0	0	0	0
2240002	HEALTH SUBSIDIES	0	0	0	0	0	0	0	0	0	0

SEDIBENG DISTRICT MUNICIPALITY
BUDGET PER SECTION 2010/2011

		450401	450402	450403	450404	450405	470101	470102	470103	470104	470105	470106
		LICENSE SERVICES CENTRE - SUPPORT	LICENSE SERVICES CENTRE - VEREENIGING	LICENSE SERVICES CENTRE - VANDERBIJL PARK	LICENSE SERVICES CENTRE - MEYERTON	LICENSE SERVICES CENTRE - HEIDELBERG	SPED ADMIN	DEVELOPMENT PLANNING - SPECIAL PROJECTS	DEVELOPMENT PLANNING - LAND USE MANAGEMENT	TOURISM	HOUSING	KNOWLEDGE MANAGEMENT
2240400	EQUITABLE SHARE	0	0	0	0	0	0	0	0	0	0	0
2240500	SUPPORT GRANTS RECEIVED	0	0	0	0	0	0	0	0	0	0	0
2249995	SUB-TOTAL GOVERN GRANTS & SUBSIDIES	0	0	0	0	0	0	0	0	0	0	0
2260000	INTEREST											
2260806	INTEREST ON ARREARS - OTHER	0	0	0	0	0	0	0	0	0	0	0
2260807	INTEREST ON MOTORCAR LOANS	0	0	0	0	0	0	0	0	0	0	0
2260808	INTEREST ON INVESTMENTS	0	0	0	0	0	0	0	0	0	0	0
2260810	INTEREST ON RSC LEVIES	0	0	0	0	0	0	0	0	0	0	0
2269995	SUB-TOTAL INTEREST	0	0	0	0	0	0	0	0	0	0	0
2270000	RENT FACILITIES AND EQUIPMENT											
2271701	RENTAL MUNICIPAL PROPERTIES	0	0	0	0	0	0	0	0	0	0	0
2271702	RENTAL CUTLERY	0	0	0	0	0	0	0	0	0	0	0
2271703	RENTAL SOUND EQUIPMENT	0	0	0	0	0	0	0	0	0	0	0
2271704	RENTAL CITY HALL CAR PARKING	0	0	0	0	0	0	0	0	0	0	0
2279995	SUB-TOTAL RENT FACILITIES & EQUIP	0	0	0	0	0	0	0	0	0	0	0
2280000	LICENSES AND PERMITS											
2280001	LICENSES & PERMIT INCOME	0	-15,200,000	-11,300,000	-9,400,000	-6,099,996	0	0	0	0	0	0
2280002	RD CHEQUES / REDEPOSITS	0	0	0	0	0	0	0	0	0	0	0
2280003	SURPLUS CASH - LICENSING	0	0	0	0	0	0	0	0	0	0	0
2280004	OVER / UNDER BANKINGS	0	0	0	0	0	0	0	0	0	0	0
2289995	SUB-TOTAL LICENSES AND PERMITS	0	-15,200,000	-11,300,000	-9,400,000	-6,099,996	0	0	0	0	0	0
2300000	OTHER INCOME											
2300001	AMBULANCE FEES	0	0	0	0	0	0	0	0	0	0	0
2300002	AIRFIELD FUEL	0	0	0	0	0	0	0	0	0	0	0
2300003	AIRFIELD LANDING FEES	0	0	0	0	0	0	0	0	0	0	0
2300204	COMMISSION ON SALARY DEDUCTIONS	0	0	0	0	0	0	0	0	0	0	0
2300800	IT CHARGES MIDVAAL	0	0	0	0	0	0	0	0	0	0	0
2300801	IT CHARGES EMFULENI	0	0	0	0	0	0	0	0	0	0	0
2300802	INFLAMMABLE LIQUIDS	0	0	0	0	0	0	0	0	0	0	0
2300803	INTERNAL TRANSFERS	0	0	0	0	0	0	0	0	0	0	0
2301503	PROFIT SALE OF ASSETS	0	0	0	0	0	0	0	0	0	0	0
2301802	SUNDRIES / UNALLOCATED INCOME	0	0	0	0	0	0	0	0	0	0	0
2301803	SKILLS LEVY INCOME	0	0	0	0	0	0	0	0	0	0	0
2301900	TELEPHONE INCOME	-1,200	-1,200	-1,200	-1,200	-1,200	0	0	0	0	0	0
2301901	TENDER INCOME	0	0	0	0	0	0	0	0	0	0	0
2309995	SUB-TOTAL OTHER INCOME	-1,200	-1,200	-1,200	-1,200	-1,200	0	0	0	0	0	0
2359997	SUB-TOTAL OPERATING INC GENERATED	-1,200	-15,201,200	-11,301,200	-9,401,200	-6,101,196	0	0	0	0	0	0
2379995	TOTAL DIRECT OPERATING INC GENERATED	-1,200	-15,201,200	-11,301,200	-9,401,200	-6,101,196	0	0	0	0	0	0
2459998	TOTAL OPERATING INCOME	-1,200	-15,201,200	-11,301,200	-9,401,200	-6,101,196	0	0	0	0	0	0
3010000	OPERATING SURPLUS / DEFICIT											
3010001	TOTAL EXPENDITURE	2,570,173	10,059,178	9,768,487	5,636,898	5,017,369	1,893,746	1,942,254	1,044,615	4,521,057	2,356,788	1,053,982
3010002	TOTAL OPERATING INCOME	-1,200	-15,201,200	-11,301,200	-9,401,200	-6,101,196	0	0	0	0	0	0
	Less: Capital Grant Income											
3019995	TOTAL OPERATING SURPLUS / (DEFICIT)	2,568,973	-5,142,022	-1,532,713	-3,764,302	-1,083,827	1,893,746	1,942,254	1,044,615	4,521,057	2,356,788	1,053,982
4030000	NEW CAPITAL											

SEDIBENG DISTRICT MUNICIPALITY
BUDGET PER SECTION 2010/2011

		450401	450402	450403	450404	450405	470101	470102	470103	470104	470105	470106
		LICENSE SERVICES CENTRE - SUPPORT	LICENSE SERVICES CENTRE - VEREENIGING	LICENSE SERVICES CENTRE - VANDERBIJL PARK	LICENSE SERVICES CENTRE - MEYERTON	LICENSE SERVICES CENTRE - HEIDELBERG	SPED ADMIN	DEVELOPMENT PLANNING - SPECIAL PROJECTS	DEVELOPMENT PLANNING - LAND USE MANAGEMENT	TOURISM	HOUSING	KNOWLEDGE MANAGEMENT
4030001	FURNITURE AND EQUIPMENT	0	46,500	46,500	28,500	28,500	100,000	0	0	30,000	30,000	0
4030002	COMPUTERS AND PRINTERS	0	0	0	0	0	15,000	0	0	36,000	30,000	0
4030003	VEHICLES	0	0	0	0	0	0	0	0	0	0	0
4030004	CAPITAL PROJECTS	0	0	0	0	0	0	5,000,000	0	0	0	0
4030005	NETWORKS	0	0	0	0	0	0	0	0	0	0	0
4039995	TOTAL NEW CAPITAL	0	46,500	46,500	28,500	28,500	115,000	5,000,000	0	66,000	60,000	0
4030000	RENEWAL OF EXISTING CAPITAL											
4031001	FURNITURE AND EQUIPMENT	0	0	0	0	0	0	0	0	0	0	0
4031002	COMPUTERS AND PRINTERS	0	0	0	0	0	0	0	0	0	0	20,000
4031003	VEHICLES	0	0	0	0	0	0	0	0	0	0	0
4031004	CAPITAL PROJECTS	0	0	0	0	0	0	0	0	0	0	0
4031005	NETWORKS	0	0	0	0	0	0	0	0	0	0	0
4039995	TOTAL RENEWAL OF EXISTING CAPITAL	0	0	0	0	0	0	0	0	0	0	20,000
4039995	TOTAL CAPITAL	0	46,500	46,500	28,500	28,500	115,000	5,000,000	0	66,000	60,000	20,000

SEDIBENG DISTRICT MUNICIPALITY
BUDGET PER SECTION 2010/2011

	470107	470108	470109	470110	480101	480201	480301	480302	480303	480304	480401
	EXTERNAL COMMUNICATION	IDP UNIT	LED & SGDS	NDPG UNIT	COMMUNITY SERVICES ADMIN	HIV & AIDS	VEREENINGING THEATRE	MPHATLASHANE THEATRE	SPORTS & RECREATION	HERITAGE	PRIMARY HEALTH CARE SERVICES
1000000 EXPENDITURE											
1010000 EMPLOYEE/COUNCILORS RELATED COST											
1020000 EMPLOYEE SALARIES AND ALLOWANCES											
1020001 ACTING ALLOWANCE	0	0	0	0	0	0	0	0	0	0	0
1020002 BASIC SALARIES	1,894,252	1,157,354	1,327,430	0	1,338,993	999,189	677,512	0	909,170	3,664,384	590,292
1020004 HOUSING SUBSIDY	14,376	0	16,464	0	22,272	14,004	14,004	0	0	27,540	16,464
1020005 INDUSTRIAL COUNCIL LEVY	405	270	180	0	180	180	135	0	135	990	90
1020006 LEAVE BONUS	146,519	60,816	73,492	0	62,901	82,669	57,224	0	35,645	262,148	49,191
1020007 OVERTIME	0	0	0	0	0	0	0	0	0	0	0
1020009 REDEMPTION OF LEAVE	0	0	0	0	0	0	0	0	0	0	0
1020010 STANDBY ALLOWANCE	0	0	0	0	0	0	0	0	0	0	0
1020011 TELEPHONE ALLOWANCE	0	0	0	0	0	0	0	0	0	0	0
1020012 TRANSPORT ALLOWANCE	178,357	152,544	488,036	0	306,694	153,756	0	0	229,175	0	153,495
1020013 U.I.F	13,049	7,972	5,989	0	5,989	5,989	4,492	0	4,385	29,028	2,995
1020014 PROVISION SALARY VACANCIES	0	0	0	0	0	0	0	0	0	0	0
1029990 SUB-TOTAL EMPLOYEE SALARIES & ALLOWANCES	2,246,958	1,378,956	1,911,592	0	1,737,030	1,255,787	753,367	0	1,178,510	3,984,090	812,527
1030000 EMPLOYEE SOCIAL CONTRIBUTIONS											
1030001 GROUP INSURANCE	35,809	14,684	17,638	0	25,526	19,984	13,550	0	8,590	78,232	11,806
1030002 MEDICAL FUND	125,244	56,729	59,292	0	100,853	30,442	68,018	0	28,685	300,053	40,630
1030003 PENSION FUND	390,973	161,528	242,025	0	280,787	219,822	149,053	0	83,231	687,617	129,864
1030004 MEDICAL FUND PENSIONERS	0	0	0	0	0	0	0	0	0	0	0
1039990 SUB-TOTAL EMPLOYEE SOCIAL CONTRIBUTIONS	552,026	232,941	318,955	0	407,166	270,247	230,621	0	120,506	1,065,902	182,300
1040000 REMUNERATION OF COUNCILORS											
1040001 ALLOWANCE COUNCILORS	0	0	0	0	0	0	0	0	0	0	0
1040002 MEDICAL FUND COUNCILORS	0	0	0	0	0	0	0	0	0	0	0
1040003 OFFICE ALLOWANCE COUNCILORS	0	0	0	0	0	0	0	0	0	0	0
1040004 PENSION FUND COUNCILORS	0	0	0	0	0	0	0	0	0	0	0
1040005 TELEPHONE ALLOWANCE COUNCILORS	0	0	0	0	0	0	0	0	0	0	0
1040006 TRANSPORT ALLOWANCE COUNCILORS	0	0	0	0	0	0	0	0	0	0	0
1040007 HOUSING ALLOWANCE COUNCILORS	0	0	0	0	0	0	0	0	0	0	0
1040008 SITTING ALLOWANCE	0	0	0	0	0	0	0	0	0	0	0
1049990 SUB-TOTAL REMUNERATION OF COUNCILORS	0	0	0	0	0	0	0	0	0	0	0
1049995 TOTAL EMPLOYEE/COUNCILORS RELATED COST	2,798,984	1,611,897	2,230,546	0	2,144,196	1,526,034	983,988	0	1,299,017	5,049,992	994,827
1050000 GENERAL EXPENDITURE											
1060000 GENERAL EXPEND - DEPARTMENTS											
1060001 AUDIT FEES	0	0	0	0	0	0	0	0	0	0	0
1060003 ADVERTISEMENTS	500,000	0	0	0	0	0	0	0	0	0	0
1060090 BAD DEBTS	0	0	0	0	0	0	0	0	0	0	0
1060100 BANK CHARGES	0	0	0	0	0	0	0	0	0	0	0
1060200 COLLECTION COST	0	0	0	0	0	0	0	0	0	0	0
1060201 COMPUTER SYSTEMS	0	0	0	0	0	0	0	0	0	0	0
1060204 CONTRACTED SERVICES	0	0	0	0	0	0	300,000	200,000	50,000	100,000	0
1060205 LOCAL MUNICIPALITIES AGENCY SERVICES	0	0	0	0	0	0	0	0	0	0	0
1060207 COMPUTER REQUIREMENTS	0	0	0	0	0	0	0	0	0	0	0
1060208 CONGRESSES / ATT. MEETINGS	12,000	15,750	30,000	24,000	10,000	15,900	0	10,000	0	20,000	6,000
1060209 CONSULTATION FEES	0	180,000	300,000	0	30,000	0	70,000	0	0	0	0
1060210 WORKSHOPS	0	0	0	0	12,000	28,000	40,000	20,000	120,000	1,000,000	30,000

SEDIBENG DISTRICT MUNICIPALITY
BUDGET PER SECTION 2010/2011

	470107	470108	470109	470110	480101	480201	480301	480302	480303	480304	480401
	EXTERNAL COMMUNICATION	IDP UNIT	LED & SGDS	NDPG UNIT	COMMUNITY SERVICES ADMIN	HIV & AIDS	VEREENIGING THEATRE	MPHATLASHANE THEATRE	SPORTS & RECREATION	HERITAGE	PRIMARY HEALTH CARE SERVICES
1060303 DONATIONS/GRANTS COUNCIL	0	0	0	0	0	0	0	0	0	0	0
1060304 DISASTER RECOVERY	0	0	0	0	0	0	0	0	0	0	0
1060305 DATA ACCOUNT	0	0	0	0	0	0	0	0	0	0	0
1060400 ELECTRICITY	0	0	0	0	0	0	0	50,400	0	90,000	0
1060401 ENTERTAINMENT - EXTERNAL	0	0	0	0	2,500	0	0	0	0	0	0
1060402 OFFICE REFRESHMENTS	15,000	5,250	10,000	8,000	4,264	5,544	6,000	4,000	2,000	40,000	3,000
1060403 CATERING	0	0	0	0	32,000	0	0	0	20,000	50,400	15,000
1060404 INTERNAL BURSARIES	0	0	0	0	0	0	0	0	0	0	0
1060405 EXTERNAL BURSARIES	0	0	0	0	0	0	0	0	0	0	0
1060601 GENERAL EXPENSES FROM GRANTS	0	0	0	0	0	0	0	0	0	0	0
1060701 IDP EXPENSES	0	0	0	0	0	0	0	0	0	0	0
1060702 INTERGOVERNMENTAL RELATIONS	0	0	0	0	0	0	0	0	0	0	0
1061101 LEGAL CHARGES	0	0	0	0	0	0	0	0	0	0	0
1061102 LICENSE FEES	0	0	0	0	0	0	15,000	15,000	0	2,500	0
1061104 LOSS ON THE SALE OF ASSETS	0	0	0	0	0	0	0	0	0	0	0
1061106 LAUNDRY CHARGES	0	0	0	0	0	0	0	0	0	0	0
1061201 MARKETING/PROMOTION/ADVERTISEMENTS	1,300,000	0	0	0	0	0	0	0	0	0	0
1061203 MEMBERSHIP FEES	0	0	0	0	0	0	0	0	0	6,000	0
1061204 MAYORAL ALLOWANCES GENERAL	0	0	0	0	0	0	0	0	0	0	0
1061501 PERIODICALS/REFERENCE BOOK/MAGAZINES	0	0	0	0	8,240	0	0	0	0	15,000	0
1061502 POSTAGE	0	0	0	0	0	0	0	0	0	0	0
1061507 PUBLICITY	0	0	0	0	0	0	0	0	0	0	0
1061508 PUBLIC PARTICIPATION	0	0	0	0	0	0	0	0	0	0	0
1061701 RENTAL	0	0	0	0	0	0	24,000	22,000	60,000	40,000	0
1061705 REFUSE REMOVAL	0	0	0	0	0	0	0	0	0	0	0
1061799 STATIONERY	15,000	21,000	12,000	12,000	12,000	5,800	6,000	2,625	5,000	30,000	2,000
1061800 PRINTING AND BINDING	0	250,000	50,000	10,000	2,000	0	0	0	0	20,000	0
1061801 STOCK AND MATERIALS	10,000	0	0	0	4,500	2,000	0	0	20,000	20,000	0
1061802 SPECIAL PROJECTS	0	0	0	0	0	0	0	0	0	0	0
1061805 SEWERAGE BASIC	0	0	0	0	0	0	0	0	0	0	0
1061806 SUBSISTENCE & TRAVEL	75,000	20,000	50,000	25,000	8,000	4,000	12,000	12,000	10,000	150,000	40,000

SEDIBENG DISTRICT MUNICIPALITY
BUDGET PER SECTION 2010/2011

	470107	470108	470109	470110	480101	480201	480301	480302	480303	480304	480401	
	EXTERNAL COMMUNICATION	IDP UNIT	LED & SGDS	NDPG UNIT	COMMUNITY SERVICES ADMIN	HIV & AIDS	VEREENINGING THEATRE	MPHATLASHANE THEATRE	SPORTS & RECREATION	HERITAGE	PRIMARY HEALTH CARE SERVICES	
1061899	TELEPHONE - OFFICE	0	0	0	0	0	0	0	0	0	0	
1061900	TELEPHONE - CELL PHONES	48,000	18,990	48,000	15,000	21,200	32,640	8,640	0	25,200	30,000	
1061902	TRAINING	70,000	45,000	50,000	30,000	0	0	50,000	15,000	50,000	0	
1061903	TRANSPORT - FUEL AND OIL	0	0	0	0	0	0	0	0	0	0	
1061904	AVIATION FUEL	0	0	0	0	0	0	0	0	0	0	
1062001	UNIFORMS	0	0	0	0	0	0	0	0	0	0	
1062003	CAMPAIGNS	0	0	0	0	0	0	0	0	0	0	
1062009	OR TAMBO GAMES	0	0	0	0	0	0	0	100,000	0	0	
1062010	2010 PROJECT	0	0	0	0	0	0	0	2,500,000	0	0	
1062201	WATER	0	0	0	0	0	0	0	0	0	0	
1066990	SUB-TOTAL GENERAL EXPENDITURE-DEPARTMENT	2,045,000	555,990	550,000	124,000	146,704	93,884	531,640	386,025	2,927,200	1,659,820	126,000
1080000	GENERAL EXPEND - FIN SERVICES											
1088020	CASUALTY CONTRIBUTION	0	0	0	0	0	0	0	0	0	0	
1088080	INSURANCE - PREMIUM	0	0	0	0	0	0	0	0	0	0	
1088081	INSURANCE - EXCESS PAYMENTS	0	0	0	0	0	0	0	0	0	0	
1088082	INSURANCE - PORTION OF SELF INSURANCE	0	0	0	0	0	0	0	0	0	0	
1088083	INTEREST EXTERNAL BORROWINGS	0	0	0	0	0	0	0	0	0	0	
1088084	GRANTS & SUBSIDIES PAID	0	0	0	0	0	0	0	0	0	0	
1088085	REDEMPTION - EXTERNAL BORROWINGS	0	0	0	0	0	0	0	0	0	0	
1088110	LOSS ON THE SALE OF ASSETS	0	0	0	0	0	0	0	0	0	0	
1088180	SKILLS DEVELOPMENT LEVY	0	0	0	0	0	0	0	0	0	0	
1088990	SUB-TOTAL GENERAL EXPENDITURE - FIN SERV	0	0	0	0	0	0	0	0	0	0	
1089995	TOTAL GENERAL EXPENDITURE	2,045,000	555,990	550,000	124,000	146,704	93,884	531,640	386,025	2,927,200	1,659,820	126,000
1100000	REPAIR AND MAINTENANCE											
1101200	MAINT - BUILDINGS FENCES & SITES	0	0	0	0	0	0	0	0	0	0	
1101201	MAINT - NETWORK / INFRASTRUCTURE	0	0	0	0	0	0	0	0	0	0	
1101203	MAINT - PLANT EQUIPMENT & FURNITURE	0	0	0	0	0	0	0	0	0	0	
1101204	MAINT - VEHICLES	0	0	0	0	0	0	0	0	0	0	
1109995	TOTAL REPAIR AND MAINTENANCE	0	0	0	0	0	0	0	0	0	0	
1120000	DEPRECIATION											
1120300	DEPRECIATION	0	0	0	0	0	0	0	0	0	0	
1129990	TOTAL DEPRECIATION	0	0	0	0	0	0	0	0	0	0	
1130000	CONTRIBUTIONS TO PROVISIONS											
1130200	CONTR - PROVISION FOR BAD DEBTS	0	0	0	0	0	0	0	0	0	0	
1130201	CONTR - PROVISION FOR LEAVE	0	0	0	0	0	0	0	0	0	0	
1139995	SUB-TOTAL CONTRIBUTIONS TO PROVISIONS	0	0	0	0	0	0	0	0	0	0	
1199998	TOTAL EXPENDITURE	4,843,984	2,167,887	2,780,546	124,000	2,290,899	1,619,918	1,515,628	386,025	4,226,217	6,709,812	1,120,827
2200000	OPERATING INCOME GENERATED											
2230000	TARIFF CHARGES OTHER											
2231202	MARKET INCOME	0	0	0	0	0	0	0	0	0	0	
2231900	TECHNORAMA SHOW SALES	0	0	0	0	0	0	0	0	-31,680	0	
2239995	SUB-TOTAL TARIFF CHARGES LEVIED	0	0	0	0	0	0	0	0	-31,680	0	
2240000	GOVERNMENT GRANTS AND SUBSIDIES											
2240001	AMBULANCE SUBSIDIES	0	0	0	0	0	0	0	0	0	0	
2240002	HEALTH SUBSIDIES	0	0	0	0	0	0	0	0	0	0	

SEDIBENG DISTRICT MUNICIPALITY
BUDGET PER SECTION 2010/2011

	470107	470108	470109	470110	480101	480201	480301	480302	480303	480304	480401
	EXTERNAL COMMUNICATION	IDP UNIT	LED & SGDS	NDPG UNIT	COMMUNITY SERVICES ADMIN	HIV & AIDS	VEREENIGING THEATRE	MPHATLASHANE THEATRE	SPORTS & RECREATION	HERITAGE	PRIMARY HEALTH CARE SERVICES
2240400	EQUITABLE SHARE	0	0	0	0	0	0	0	0	0	0
2240500	SUPPORT GRANTS RECEIVED	0	0	-50,000,000	0	0	0	0	0	0	0
2249995	SUB-TOTAL GOVERN GRANTS & SUBSIDIES	0	0	-50,000,000	0	0	0	0	0	0	0
2260000	INTEREST										
2260806	INTEREST ON ARREARS - OTHER	0	0	0	0	0	0	0	0	0	0
2260807	INTEREST ON MOTORCAR LOANS	0	0	0	0	0	0	0	0	0	0
2260808	INTEREST ON INVESTMENTS	0	0	0	0	0	0	0	0	0	0
2260810	INTEREST ON RSC LEVIES	0	0	0	0	0	0	0	0	0	0
2269995	SUB-TOTAL INTEREST	0	0	0	0	0	0	0	0	0	0
2270000	RENT FACILITIES AND EQUIPMENT										
2271701	RENTAL MUNICIPAL PROPERTIES	0	0	0	0	0	-69,000	-49,200	0	0	0
2271702	RENTAL CUTLERY	0	0	0	0	0	0	0	0	0	0
2271703	RENTAL SOUND EQUIPMENT	0	0	0	0	0	0	0	0	0	0
2271704	RENTAL CITY HALL CAR PARKING	0	0	0	0	0	0	0	0	0	0
2279995	SUB-TOTAL RENT FACILITIES & EQUIP	0	0	0	0	0	-69,000	-49,200	0	0	0
2280000	LICENSES AND PERMITS										
2280001	LICENSES & PERMIT INCOME	0	0	0	0	0	0	0	0	0	0
2280002	RD CHEQUES / REDEPOSITS	0	0	0	0	0	0	0	0	0	0
2280003	SURPLUS CASH - LICENSING	0	0	0	0	0	0	0	0	0	0
2280004	OVER / UNDER BANKINGS	0	0	0	0	0	0	0	0	0	0
2289995	SUB-TOTAL LICENSES AND PERMITS	0	0	0	0	0	0	0	0	0	0
2300000	OTHER INCOME										
2300001	AMBULANCE FEES	0	0	0	0	0	0	0	0	0	0
2300002	AIRFIELD FUEL	0	0	0	0	0	0	0	0	0	0
2300003	AIRFIELD LANDING FEES	0	0	0	0	0	0	0	0	0	0
2300204	COMMISSION ON SALARY DEDUCTIONS	0	0	0	0	0	0	0	0	0	0
2300800	IT CHARGES MIDVAAL	0	0	0	0	0	0	0	0	0	0
2300801	IT CHARGES EMFULENI	0	0	0	0	0	0	0	0	0	0
2300802	INFLAMMABLE LIQUIDS	0	0	0	0	0	0	0	0	0	0
2300803	INTERNAL TRANSFERS	0	0	0	0	0	0	0	0	0	0
2301503	PROFIT SALE OF ASSETS	0	0	0	0	0	0	0	0	0	0
2301802	SUNDRIES / UNALLOCATED INCOME	0	0	0	0	0	0	0	0	0	0
2301803	SKILLS LEVY INCOME	0	0	0	0	0	0	0	0	0	0
2301900	TELEPHONE INCOME	0	0	0	0	0	0	0	0	0	0
2301901	TENDER INCOME	0	0	0	0	0	0	0	0	0	0
2309995	SUB-TOTAL OTHER INCOME	0	0	0	0	0	0	0	0	0	0
2359997	SUB-TOTAL OPERATING INC GENERATED	0	0	0	-50,000,000	0	-69,000	-49,200	0	-31,680	0
2379995	TOTAL DIRECT OPERATING INC GENERATED	0	0	0	-50,000,000	0	-69,000	-49,200	0	-31,680	0
2459998	TOTAL OPERATING INCOME	0	0	0	-50,000,000	0	-69,000	-49,200	0	-31,680	0
3010000	OPERATING SURPLUS / DEFICIT										
3010001	TOTAL EXPENDITURE	4,843,984	2,167,887	2,780,546	124,000	2,290,899	1,619,918	1,515,628	386,025	4,226,217	6,709,812
3010002	TOTAL OPERATING INCOME	0	0	0	0	0	0	-69,000	-49,200	0	-31,680
	Less: Capital Grant Income				-50,000,000						
3019995	TOTAL OPERATING SURPLUS / (DEFICIT)	4,843,984	2,167,887	2,780,546	124,000	2,290,899	1,619,918	1,446,628	336,825	4,226,217	6,678,132
4030000	NEW CAPITAL										

SEDIBENG DISTRICT MUNICIPALITY
BUDGET PER SECTION 2010/2011

		470107	470108	470109	470110	480101	480201	480301	480302	480303	480304	480401
		EXTERNAL COMMUNICATION	IDP UNIT	LED & SGDS	NDPG UNIT	COMMUNITY SERVICES ADMIN	HIV & AIDS	VEREENIGING THEATRE	MPHATLASHANE THEATRE	SPORTS & RECREATION	HERITAGE	PRIMARY HEALTH CARE SERVICES
4030001	FURNITURE AND EQUIPMENT	10,000	0	0	0	0	0	500,000	50,000	0	150,000	100,000
4030002	COMPUTERS AND PRINTERS	50,000	0	0	0	0	0	25,000	25,000	0	0	30,000
4030003	VEHICLES	0	0	0	0	0	0	0	0	0	0	0
4030004	CAPITAL PROJECTS	0	0	0	50,000,000	0	0	2,000,000	1,000,000	0	5,500,000	0
4030005	NETWORKS	0	0	0	0	0	0	0	100,000	0	0	0
4039995	TOTAL NEW CAPITAL	60,000	0	0	50,000,000	0	0	2,525,000	1,175,000	0	5,650,000	130,000
4030000	RENEWAL OF EXISTING CAPITAL											
4031001	FURNITURE AND EQUIPMENT	0	0	0	0	0	0	0	0	0	0	0
4031002	COMPUTERS AND PRINTERS	0	0	50,000	0	0	0	0	0	0	0	0
4031003	VEHICLES	0	0	0	0	0	0	0	0	0	0	0
4031004	CAPITAL PROJECTS	0	0	0	0	0	0	0	0	0	0	0
4031005	NETWORKS	0	0	0	0	0	0	0	0	0	0	0
4039995	TOTAL RENEWAL OF EXISTING CAPITAL	0	0	50,000	0	0	0	0	0	0	0	0
4039995	TOTAL CAPITAL	60,000	0	50,000	50,000,000	0	0	2,525,000	1,175,000	0	5,650,000	130,000

SEDIBENG DISTRICT MUNICIPALITY
BUDGET PER SECTION 2010/2011

	480402	480403	480404	480501	480502	480503	480504
	YOUTH CENTRE	SOCIAL DEVELOPMENT	COMMUNITY SAFETY	EMS COORDINATION	FIRE & RESCUE SERVICES	DISASTER MAN - OPERATION & CO-ORD	COMM - CO-ORDINATION CENTRE
1000000 EXPENDITURE							
1010000 EMPLOYEE/COUNCILORS RELATED COST							
1020000 EMPLOYEE SALARIES AND ALLOWANCES							
1020001 ACTING ALLOWANCE	0	0	0	0	0	0	0
1020002 BASIC SALARIES	1,150,383	2,587,438	4,915,264	28,818,880	308,688	833,483	3,258,936
1020004 HOUSING SUBSIDY	0	8,232	49,392	425,148	8,232	16,464	39,924
1020005 INDUSTRIAL COUNCIL LEVY	360	675	1,170	9,225	45	180	1,035
1020006 LEAVE BONUS	0	89,106	388,336	2,389,998	25,724	69,321	270,896
1020007 OVERTIME	0	0	0	3,082,856	0	0	552,200
1020009 REDEMPTION OF LEAVE	0	0	0	0	0	0	0
1020010 STANDBY ALLOWANCE	0	0	0	1,601,864	0	0	208,054
1020011 TELEPHONE ALLOWANCE	0	0	0	0	0	0	0
1020012 TRANSPORT ALLOWANCE	0	0	0	157,137	152,544	192,403	0
1020013 U.I.F	11,209	22,617	37,821	274,907	1,497	5,633	30,597
1020014 PROVISION SALARY VACANCIES	0	0	0	0	0	0	0
1029990 SUB-TOTAL EMPLOYEE SALARIES & ALLOWANCES	1,161,952	2,708,068	5,391,983	36,760,014	496,730	1,117,484	4,361,642
1030000 EMPLOYEE SOCIAL CONTRIBUTIONS							
1030001 GROUP INSURANCE	0	21,817	102,618	610,850	6,174	16,670	65,179
1030002 MEDICAL FUND	0	38,779	327,953	3,363,348	0	66,182	359,777
1030003 PENSION FUND	0	239,990	982,220	6,335,327	67,911	183,366	707,312
1030004 MEDICAL FUND PENSIONERS	0	0	0	0	0	0	0
1039990 SUB-TOTAL EMPLOYEE SOCIAL CONTRIBUTIONS	0	300,587	1,412,791	10,309,525	74,085	266,218	1,132,268
1040000 REMUNERATION OF COUNCILORS							
1040001 ALLOWANCE COUNCILORS	0	0	0	0	0	0	0
1040002 MEDICAL FUND COUNCILORS	0	0	0	0	0	0	0
1040003 OFFICE ALLOWANCE COUNCILORS	0	0	0	0	0	0	0
1040004 PENSION FUND COUNCILORS	0	0	0	0	0	0	0
1040005 TELEPHONE ALLOWANCE COUNCILORS	0	0	0	0	0	0	0
1040006 TRANSPORT ALLOWANCE COUNCILORS	0	0	0	0	0	0	0
1040007 HOUSING ALLOWANCE COUNCILORS	0	0	0	0	0	0	0
1040008 SITTING ALLOWANCE	0	0	0	0	0	0	0
1049990 SUB-TOTAL REMUNERATION OF COUNCILORS	0	0	0	0	0	0	0
1049995 TOTAL EMPLOYEE/COUNCILORS RELATED COST	1,161,952	3,008,655	6,804,774	47,069,539	570,815	1,383,702	5,493,909
1050000 GENERAL EXPENDITURE							
1060000 GENERAL EXPEND - DEPARTMENTS							
1060001 AUDIT FEES	0	0	0	0	0	0	0
1060003 ADVERTISEMENTS	0	0	0	0	0	0	0
1060090 BAD DEBTS	0	0	0	0	0	0	0
1060100 BANK CHARGES	0	0	0	0	0	0	0
1060200 COLLECTION COST	0	0	0	0	0	0	0
1060201 COMPUTER SYSTEMS	0	0	0	0	0	0	0
1060204 CONTRACTED SERVICES	0	50,000	952,000	0	0	0	0
1060205 LOCAL MUNICIPALITIES AGENCY SERVICES	0	0	0	0	400,000	0	0
1060207 COMPUTER REQUIREMENTS	0	0	0	0	0	0	0
1060208 CONGRESSES / ATT. MEETINGS	20,000	21,000	4,000	0	7,000	8,600	0
1060209 CONSULTATION FEES	65,000	0	0	0	0	0	0
1060210 WORKSHOPS	50,000	100,000	60,000	0	0	0	0

**SEDIBENG DISTRICT MUNICIPALITY
BUDGET PER SECTION 2010/2011**

	480402	480403	480404	480501	480502	480503	480504
	YOUTH CENTRE	SOCIAL DEVELOPMENT	COMMUNITY SAFETY	EMS COORDINATION	FIRE & RESCUE SERVICES	DISASTER MAN - OPERATION & CO-ORD	COMM - CO-ORDINATION CENTRE
1060303 DONATIONS/GRANTS COUNCIL	0	0	0	0	0	0	0
1060304 DISASTER RECOVERY	0	0	0	0	0	50,000	0
1060305 DATA ACCOUNT	0	0	0	0	0	0	0
1060400 ELECTRICITY	0	0	2,000	0	0	0	0
1060401 ENTERTAINMENT - EXTERNAL	0	0	0	0	0	0	0
1060402 OFFICE REFRESHMENTS	15,000	8,000	10,000	16,000	1,300	2,600	4,600
1060403 CATERING	25,000	25,000	20,000	0	7,000	8,000	0
1060404 INTERNAL BURSARIES	0	0	0	0	0	0	0
1060405 EXTERNAL BURSARIES	600,000	0	0	0	0	0	0
1060601 GENERAL EXPENSES FROM GRANTS	0	0	0	0	0	0	0
1060701 IDP EXPENSES	0	0	0	0	0	0	0
1060702 INTERGOVERNMENTAL RELATIONS	0	0	0	0	0	0	0
1061101 LEGAL CHARGES	0	0	0	0	0	0	0
1061102 LICENSE FEES	0	0	0	1,000	0	1,100	0
1061104 LOSS ON THE SALE OF ASSETS	0	0	0	0	0	0	0
1061106 LAUNDRY CHARGES	0	0	0	0	0	0	0
1061201 MARKETING/PROMOTION/ADVERTISEMENTS	0	0	0	0	0	0	0
1061203 MEMBERSHIP FEES	3,000	0	0	408	1,500	500	0
1061204 MAYORAL ALLOWANCES GENERAL	0	0	0	0	0	0	0
1061501 PERIODICALS/REFERENCE BOOK/MAGAZINES	0	0	0	2,500	0	0	0
1061502 POSTAGE	0	0	0	1,000	0	0	0
1061507 PUBLICITY	0	0	0	0	0	0	0
1061508 PUBLIC PARTICIPATION	0	0	0	0	0	0	0
1061701 RENTAL	15,000	0	0	180,000	4,000	7,500	20,000
1061705 REFUSE REMOVAL	0	0	0	0	0	0	0
1061799 STATIONERY	17,000	20,000	5,000	36,000	1,300	3,100	3,600
1061800 PRINTING AND BINDING	20,000	20,000	20,000	30,000	25,000	15,000	0
1061801 STOCK AND MATERIALS	15,000	5,000	0	85,000	90,000	51,000	0
1061802 SPECIAL PROJECTS	0	0	0	0	0	0	0
1061805 SEWERAGE BASIC	0	0	0	0	0	0	0
1061806 SUBSISTENCE & TRAVEL	20,000	60,000	20,000	10,000	5,600	14,100	0

SEDIBENG DISTRICT MUNICIPALITY
BUDGET PER SECTION 2010/2011

	480402	480403	480404	480501	480502	480503	480504
	YOUTH CENTRE	SOCIAL DEVELOPMENT	COMMUNITY SAFETY	EMS COORDINATION	FIRE & RESCUE SERVICES	DISASTER MAN - OPERATION & CO-ORD	COMM - CO-ORDINATION CENTRE
1061899 TELEPHONE - OFFICE	0	0	0	0	0	0	687,000
1061900 TELEPHONE - CELL PHONES	14,400	28,800	228,000	100,000	15,600	27,000	14,200
1061902 TRAINING	0	40,000	190,800	105,000	200,000	30,000	62,000
1061903 TRANSPORT - FUEL AND OIL	0	0	0	0	0	0	0
1061904 AVIATION FUEL	0	0	0	0	0	0	0
1062001 UNIFORMS	0	0	95,000	600,000	0	3,000	0
1062003 CAMPAIGNS	0	0	0	0	0	0	0
1062009 OR TAMBO GAMES	0	0	0	0	0	0	0
1062010 2010 PROJECT	0	0	0	0	0	0	0
1062201 WATER	0	0	0	0	0	0	0
1066990 SUB-TOTAL GENERAL EXPENDITURE-DEPARTMEN	879,400	377,800	1,606,800	1,166,908	758,300	221,500	791,400
1080000 GENERAL EXPEND - FIN SERVICES							
1088020 CASUALTY CONTRIBUTION	0	0	0	0	0	0	0
1088080 INSURANCE - PREMIUM	0	0	0	410,000	0	0	0
1088081 INSURANCE - EXCESS PAYMENTS	0	0	0	650,000	0	0	0
1088082 INSURANCE - PORTION OF SELF INSURANCE	0	0	0	0	0	0	0
1088083 INTEREST EXTERNAL BORROWINGS	0	0	0	0	0	0	0
1088084 GRANTS & SUBSIDIES PAID	0	0	0	0	0	0	0
1088085 REDEMPTION - EXTERNAL BORROWINGS	0	0	0	0	0	0	0
1088110 LOSS ON THE SALE OF ASSETS	0	0	0	0	0	0	0
1088180 SKILLS DEVELOPMENT LEVY	0	0	0	0	0	0	0
1088990 SUB-TOTAL GENERAL EXPENDITURE - FIN SERV	0	0	0	1,060,000	0	0	0
1089995 TOTAL GENERAL EXPENDITURE	879,400	377,800	1,606,800	2,226,908	758,300	221,500	791,400
1100000 REPAIR AND MAINTENANCE							
1101200 MAINT - BUILDINGS FENCES & SITES	0	0	0	0	0	0	0
1101201 MAINT - NETWORK / INFRASTRUCTURE	0	0	100,000	0	0	0	0
1101203 MAINT - PLANT EQUIPMENT & FURNITURE	0	0	0	5,000	0	0	90,000
1101204 MAINT - VEHICLES	0	0	0	2,300	0	0	0
1109995 TOTAL REPAIR AND MAINTENANCE	0	0	100,000	7,300	0	0	90,000
1120000 DEPRECIATION							
1120300 DEPRECIATION	0	0	0	0	0	0	0
1129990 TOTAL DEPRECIATION	0	0	0	0	0	0	0
1130000 CONTRIBUTIONS TO PROVISIONS							
1130200 CONTR - PROVISION FOR BAD DEBTS	0	0	0	0	0	0	0
1130201 CONTR - PROVISION FOR LEAVE	0	0	0	0	0	0	0
1139995 SUB-TOTAL CONTRIBUTIONS TO PROVISIONS	0	0	0	0	0	0	0
1199998 TOTAL EXPENDITURE	2,041,352	3,386,455	8,511,574	49,303,747	1,329,115	1,605,202	6,375,309
2200000 OPERATING INCOME GENERATED							
2230000 TARIFF CHARGES OTHER							
2231202 MARKET INCOME	0	0	0	0	0	0	0
2231900 TECHNORAMA SHOW SALES	0	0	0	0	0	0	0
2239995 SUB-TOTAL TARIFF CHARGES LEVIED	0	0	0	0	0	0	0
2240000 GOVERNMENT GRANTS AND SUBSIDIES							
2240001 AMBULANCE SUBSIDIES	0	0	0	-33,970,000	0	0	0
2240002 HEALTH SUBSIDIES	0	0	0	0	0	0	0

SEDIBENG DISTRICT MUNICIPALITY
BUDGET PER SECTION 2010/2011

	480402	480403	480404	480501	480502	480503	480504
	YOUTH CENTRE	SOCIAL DEVELOPMENT	COMMUNITY SAFETY	EMS COORDINATION	FIRE & RESCUE SERVICES	DISASTER MAN - OPERATION & CO-ORD	COMM - CO-ORDINATION CENTRE
2240400	EQUITABLE SHARE	0	0	0	0	0	0
2240500	SUPPORT GRANTS RECEIVED	0	0	0	0	0	0
2249995	SUB-TOTAL GOVERN GRANTS & SUBSIDIES	0	0	0	-33,970,000	0	0
2260000	INTEREST						
2260806	INTEREST ON ARREARS - OTHER	0	0	0	0	0	0
2260807	INTEREST ON MOTORCAR LOANS	0	0	0	0	0	0
2260808	INTEREST ON INVESTMENTS	0	0	0	0	0	0
2260810	INTEREST ON RSC LEVIES	0	0	0	0	0	0
2269995	SUB-TOTAL INTEREST	0	0	0	0	0	0
2270000	RENT FACILITIES AND EQUIPMENT						
2271701	RENTAL MUNICIPAL PROPERTIES	0	0	0	0	0	0
2271702	RENTAL CUTLERY	0	0	0	0	0	0
2271703	RENTAL SOUND EQUIPMENT	0	0	0	0	0	0
2271704	RENTAL CITY HALL CAR PARKING	0	0	0	0	0	0
2279995	SUB-TOTAL RENT FACILITIES & EQUIP	0	0	0	0	0	0
2280000	LICENSES AND PERMITS						
2280001	LICENSES & PERMIT INCOME	0	0	0	0	0	0
2280002	RD CHEQUES / REDEPOSITS	0	0	0	0	0	0
2280003	SURPLUS CASH - LICENSING	0	0	0	0	0	0
2280004	OVER / UNDER BANKINGS	0	0	0	0	0	0
2289995	SUB-TOTAL LICENSES AND PERMITS	0	0	0	0	0	0
2300000	OTHER INCOME						
2300001	AMBULANCE FEES	0	0	0	-600,000	0	0
2300002	AIRFIELD FUEL	0	0	0	0	0	0
2300003	AIRFIELD LANDING FEES	0	0	0	0	0	0
2300204	COMMISSION ON SALARY DEDUCTIONS	0	0	0	0	0	0
2300800	IT CHARGES MIDVAAL	0	0	0	0	0	0
2300801	IT CHARGES EMFULENI	0	0	0	0	0	0
2300802	INFLAMMABLE LIQUIDS	0	0	0	0	0	0
2300803	INTERNAL TRANSFERS	0	0	0	0	0	0
2301503	PROFIT SALE OF ASSETS	0	0	0	0	0	0
2301802	SUNDRIES / UNALLOCATED INCOME	0	0	0	0	0	0
2301803	SKILLS LEVY INCOME	0	0	0	0	0	0
2301900	TELEPHONE INCOME	0	0	0	0	0	0
2301901	TENDER INCOME	0	0	0	0	0	0
2309995	SUB-TOTAL OTHER INCOME	0	0	0	-600,000	0	0
2359997	SUB-TOTAL OPERATING INC GENERATED	0	0	0	-34,570,000	0	0
2379995	TOTAL DIRECT OPERATING INC GENERATED	0	0	0	-34,570,000	0	0
2459998	TOTAL OPERATING INCOME	0	0	0	-34,570,000	0	0
3010000	OPERATING SURPLUS / DEFICIT						
3010001	TOTAL EXPENDITURE	2,041,352	3,386,455	8,511,574	49,303,747	1,329,115	1,605,202
3010002	TOTAL OPERATING INCOME	0	0	0	-34,570,000	0	0
	Less: Capital Grant Income						
3019995	TOTAL OPERATING SURPLUS / (DEFICIT)	2,041,352	3,386,455	8,511,574	14,733,747	1,329,115	1,605,202
4030000	NEW CAPITAL						

**SEDIBENG DISTRICT MUNICIPALITY
BUDGET PER SECTION 2010/2011**

		480402	480403	480404	480501	480502	480503	480504
		YOUTH CENTRE	SOCIAL DEVELOPMENT	COMMUNITY SAFETY	EMS COORDINATION	FIRE & RESCUE SERVICES	DISASTER MAN - OPERATION & CO-ORD	COMM - CO-ORDINATION CENTRE
4030001	FURNITURE AND EQUIPMENT	100,000	150,000	130,000	67,000	5,000	15,000	0
4030002	COMPUTERS AND PRINTERS	125,000	120,000	0	15,000	12,000	6,000	10,000
4030003	VEHICLES	0	0	0	0	0	0	0
4030004	CAPITAL PROJECTS	0	0	0	0	100,000	0	200,000
4030005	NETWORKS	0	0	0	0	0	0	0
4039995	TOTAL NEW CAPITAL	225,000	270,000	130,000	82,000	117,000	21,000	210,000
4030000	RENEWAL OF EXISTING CAPITAL							
4031001	FURNITURE AND EQUIPMENT	0	0	0	0	0	0	20,000
4031002	COMPUTERS AND PRINTERS	0	0	0	0	0	0	0
4031003	VEHICLES	0	0	0	0	0	350,000	0
4031004	CAPITAL PROJECTS	0	0	14,000,000	0	0	0	0
4031005	NETWORKS	0	0	0	0	0	0	0
4039995	TOTAL RENEWAL OF EXISTING CAPITAL	0	0	14,000,000	0	0	350,000	20,000
4039995	TOTAL CAPITAL	225,000	270,000	14,130,000	82,000	117,000	371,000	230,000

**SEDIBENG DISTRICT MUNICIPALITY
GRAPHICAL ILLUSTRATIONS**

Table 1
Staff Cost details

Description	Budget 2010/2011	Budget 2009/2010	Decr/- Incr
Basic Salaries & Provision for Vacancies	135,381,894	122,588,088	-12,793,806
Housing Subsidy	1,522,146	1,504,415	-17,731
Leave Bonus	9,757,441	8,451,259	-1,306,182
Overtime	3,635,056	7,691,345	4,056,289
Councilor's Salaries	8,738,905	7,592,664	-1,146,241
Other Benefits	52,116,010	47,123,822	-4,992,188
Total	211,151,453	194,951,593	-16,199,860

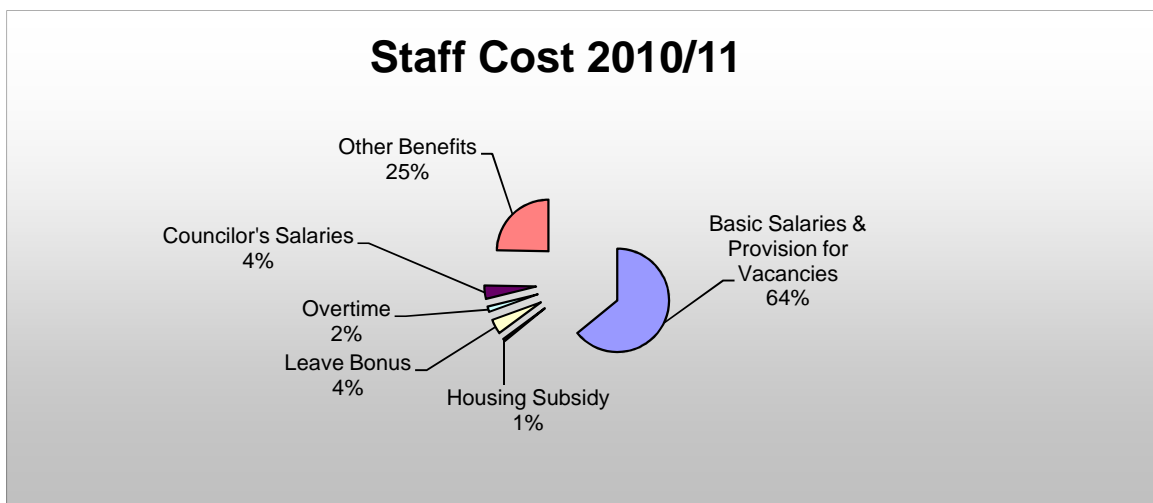


Table 2
Expenditure

Description	Budget 2010/2011	Budget 2009/2010	Decr/- Incr
Employee/Councillors Related Costs	211,151,453	194,951,593	16,199,860
General Expenditure	70,974,363	76,233,696	-5,259,333
Specialprojects	2,600,000	13,270,000	-10,670,000
Expenditure - Financial Services	5,099,562	6,609,478	-1,509,916
Contracted Services	19,706,698	22,169,736	-2,463,038
Repairs and Maintenance	6,062,130	8,009,600	-1,947,470
Depreciation	7,069,032	6,668,898	400,134
Contributions to Provisions	2,600,000	2,950,000	-350,000
Total: Expenditure	325,263,238	330,863,001	-5,599,763

Expenditure 2010/11

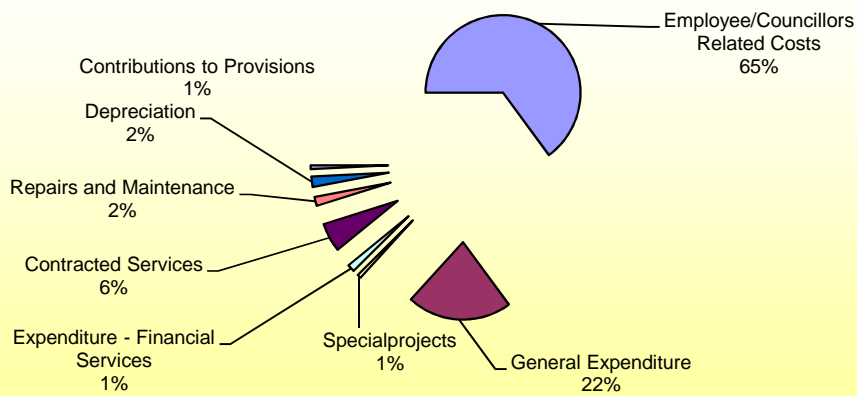


Table 3
Income

Description	Budget 2010/2011	Budget 2009/2010	Decr/- Incr
Tariff Charges	9,181,680	9,175,000	6,680
Government Grants and Subsidies	248,941,000	238,453,000	10,488,000
License Income	41,999,996	38,000,000	3,999,996
Interest on Investments	13,020,000	13,000,141	19,859
Other Income	10,074,182	9,581,434	492,748
Total: Operating Income Generated	323,216,858	308,209,575	15,007,283
Closing Unappropriated Surplus/ (Deficit)	-2,046,380	-22,653,426	20,607,046

Income 2010/11

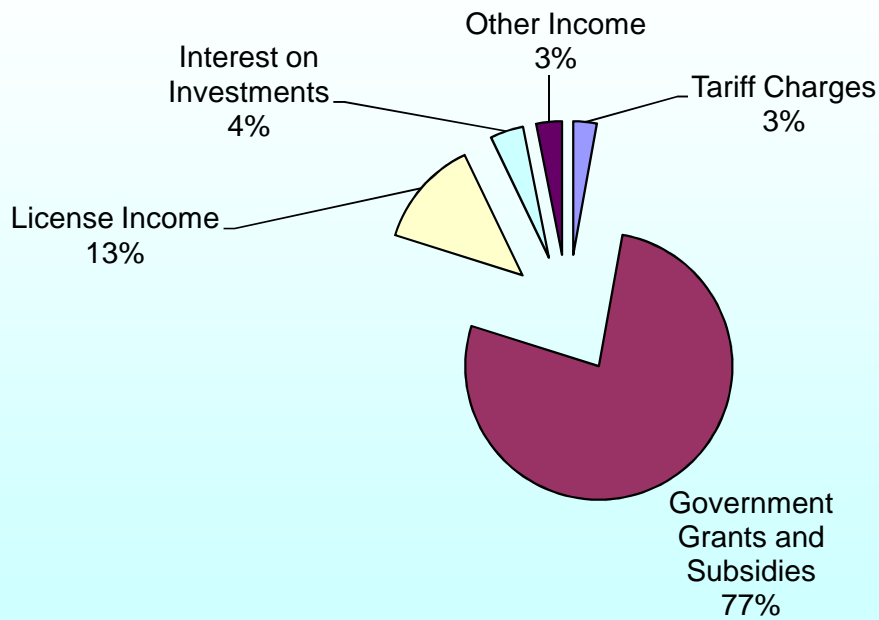


Table 4

Expenditure per Cluster

Department	Amount
Political Offices	22,165,889
Municipal Manager's office	9,927,238
Treasury Cluster	27,431,794
Corporate Services	97,774,131
TIE	54,813,246
SPED	22,728,859
Community Services	90,422,081
Total expenditure	325,263,238

